

AMH Series Adapter Fittings



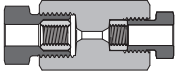
Fittings
Tubing
Quick Couplings
Line Filters
Valves
Sour Service Products
Subsea Valves
Tools and Installation Instructions
Technical Information
Part Number Crossover Charts

Contents

Fittings
Tubing
Quick Couplings
Line Filters
Valves
Sour Service Products
Subsea Valves
Tools and Installation Instructions
Technical Information
Part Number Crossover Charts

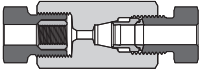
Female to Female - FFC

Female High Pressure to Female Medium Pressure



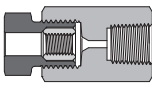
A-63

Female High Pressure to Female 20D Series



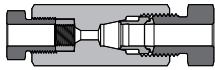
A-64

Female High Pressure to Female NPT



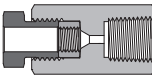
A-64

Female Medium Pressure to Female 20D Series



A-65

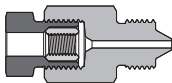
Female Medium Pressure to Female NPT



A-66

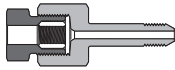
Female to Male - FMA

Female High Pressure to Male High Pressure



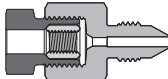
A-67

Female High Pressure to High Pressure Coned and Threaded Nipples



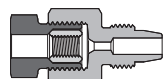
A-67

Female High Pressure to Male Medium Pressure



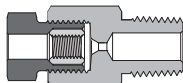
A-68

Female High Pressure to Male 20D Series



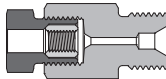
A-68

Female High Pressure to Male NPT



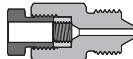
A-69

Female High Pressure to Male Type "M"



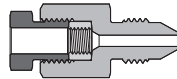
A-69

Female Medium Pressure to Male High Pressure



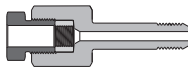
A-70

Female Medium Pressure to Male Medium Pressure



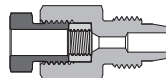
A-71

Female Medium Pressure to Medium Pressure Coned and Threaded Nipples



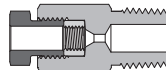
A-72

Female Medium Pressure to Male 20D Series



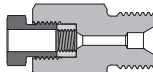
A-73

Female Medium Pressure to Male NPT



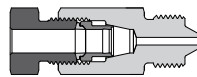
A-74

Female Medium Pressure to Male Type "M"



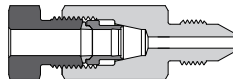
A-75

Female 20D Series to Male High Pressure



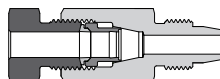
A-75

Female 20D Series to Male Medium Pressure



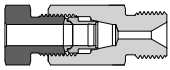
A-76

Female 20D Series to Male 20D Series



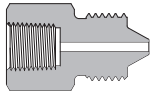
A-77

Female 20D Series to Male Type "M"



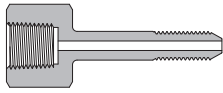
A-77

Female NPT to Male High Pressure



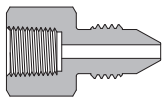
A-78

Female NPT to High Pressure Coned and Threaded Nipples



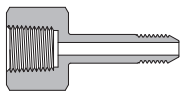
A-79

Female NPT to Male Medium Pressure



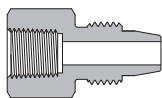
A-80

Female NPT to Medium Pressure Coned and Threaded Nipples



A-81

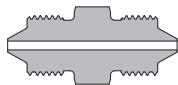
Female NPT to Male 20D Series



A-82

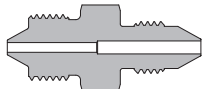
Male to Male - MMA

Male High Pressure to Male High Pressure



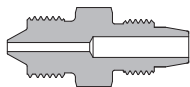
A-83

Male High Pressure to Male Medium Pressure



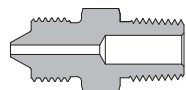
A-83

Male High Pressure to Male 20D Series



A-84

Male High Pressure to Male NPT



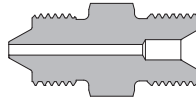
A-84

Male High Pressure to Male JIC



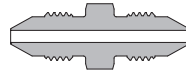
A-85

Male High Pressure to Male Type "M"



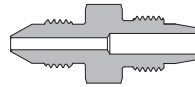
A-85

Male Medium Pressure to Male Medium Pressure



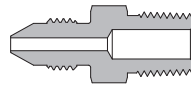
A-86

Male Medium Pressure to Male 20D Series



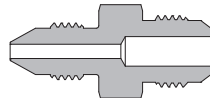
A-87

Male Medium Pressure to Male NPT



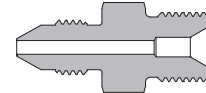
A-88

Male Medium Pressure to Male JIC



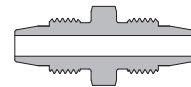
A-89

Male Medium Pressure to Male Type "M"



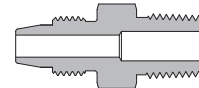
A-90

Male 20D Series to Male 20D Series



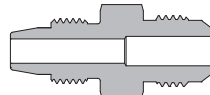
A-91

Male 20D Series to Male NPT



A-92

Male 20D Series to Male JIC



A-93

Male 20D Series to Male Type "M"



A-94

Ordering Number Description

A-95

Fittings

Tubing

Quick Couplings

Line Filters

Valves

Sour Service Products

Subsea Valves

Tools and Installation Instructions

Technical Information

Part Number Crossover Charts

Features

- High tensile 316 stainless steel as standard material, other materials available upon request
- Every fitting marked with size, material and heat number

Working Pressure

The working pressure of AMH series adapter fittings is shown in the "Ordering Information and Dimensions".

Connection Information

Please see I-02.

Cautions

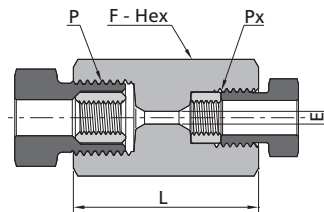
- Do not loosen or tighten fittings when the system is pressurized
- Always use proper thread sealants on tapered pipe threads

Ordering Information and Dimensions

Dimensions are for reference only and are subject to change.

Female to Female - FFC

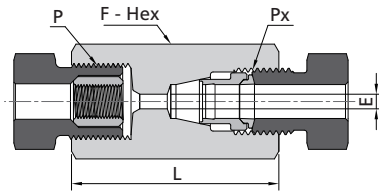
Female High Pressure to Female Medium Pressure



Female High Pressure			Female Medium Pressure			
P-Connection	Px-Connection	Ordering Number	Dimensions, in. (mm)			Working Pressure psig (bar)
			L	F	E	
HF4	MF4	SS-FFC-HF4-MF4	1.37 (34.9)	0.75 (19.1)	0.09 (2.4)	20000 (1379)
HF4	MF6	SS-FFC-HF4-MF6	1.56 (39.7)	0.75 (19.1)	0.09 (2.4)	20000 (1379)
HF4	MF9	SS-FFC-HF4-MF9	1.81 (46.0)	1.00 (25.4)	0.09 (2.4)	20000 (1379)
HF4	MF12	SS-FFC-HF4-MF12	2.06 (52.4)	1.37 (34.9)	0.09 (2.4)	20000 (1379)
HF4	MF16	SS-FFC-HF4-MF16	2.56 (65.1)	1.75 (44.5)	0.09 (2.4)	20000 (1379)
HF6	MF4	SS-FFC-HF6-MF4	1.63 (41.3)	1.00 (25.4)	0.11 (2.8)	20000 (1379)
HF6	MF6	SS-FFC-HF6-MF6	1.81 (46.0)	1.00 (25.4)	0.13 (3.2)	20000 (1379)
HF6	MF9	SS-FFC-HF6-MF9	2.06 (52.4)	1.00 (25.4)	0.13 (3.2)	20000 (1379)
HF6	MF12	SS-FFC-HF6-MF12	2.31 (58.7)	1.37 (34.9)	0.13 (3.2)	20000 (1379)
HF6	MF16	SS-FFC-HF6-MF16	2.81 (71.4)	1.75 (44.5)	0.13 (3.2)	20000 (1379)
HF9	MF4	SS-FFC-HF9-MF4	1.81 (46.0)	1.37 (34.9)	0.11 (2.8)	20000 (1379)
HF9	MF6	SS-FFC-HF9-MF6	1.94 (49.2)	1.37 (34.9)	0.19 (4.8)	20000 (1379)
HF9	MF9	SS-FFC-HF9-MF9	2.25 (57.2)	1.37 (34.9)	0.19 (4.8)	20000 (1379)
HF9	MF12	SS-FFC-HF9-MF12	2.44 (61.9)	1.37 (34.9)	0.19 (4.8)	20000 (1379)
HF9	MF16	SS-FFC-HF9-MF16	3.00 (76.2)	1.75 (44.5)	0.19 (4.8)	20000 (1379)

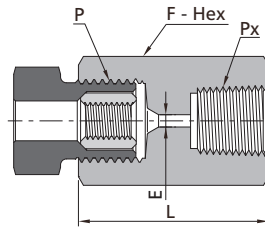
Fittings
 Tubing
 Quick Couplings
 Line Filters
 Valves
 Sour Service Products
 Subsea Valves
 Tools and Installation Instructions
 Technical Information
 Part Number Crossover Charts

Female High Pressure to Female 20D Series



Female High Pressure			Female 20D Series			
P-Connection	Px-Connection	Ordering Number	Dimensions, in. (mm)			Working Pressure psig (bar)
			L	F	E	
HF4	DFF2	SS-FFC-HF4-DFF2	1.35(34.2)	0.75 (19.1)	0.09 (2.4)	20000 (1379)
HF4	DFF4	SS-FFC-HF4-DFF4	1.67(42.3)	0.75 (19.1)	0.09 (2.4)	20000 (1379)
HF4	DFF6	SS-FFC-HF4-DFF6	1.76(44.7)	0.75 (19.1)	0.09 (2.4)	20000 (1379)
HF4	DFF8	SS-FFC-HF4-DFF8	1.93(49.1)	1.00 (25.4)	0.09 (2.4)	20000 (1379)
HF6	DFF2	SS-FFC-HF6-DFF2	1.66(42.1)	1.00 (25.4)	0.09 (2.4)	20000 (1379)
HF6	DFF4	SS-FFC-HF6-DFF4	1.92(48.7)	1.00 (25.4)	0.13 (3.2)	20000 (1379)
HF6	DFF6	SS-FFC-HF6-DFF6	1.94(49.4)	1.00 (25.4)	0.13 (3.2)	20000 (1379)
HF6	DFF8	SS-FFC-HF6-DFF8	2.18(55.4)	1.00 (25.4)	0.13 (3.2)	20000 (1379)
HF9	DFF2	SS-FFC-HF9-DFF2	1.85(46.9)	1.37 (34.9)	0.09 (2.4)	20000 (1379)
HF9	DFF4	SS-FFC-HF9-DFF4	2.04(51.8)	1.37 (34.9)	0.19 (4.8)	20000 (1379)
HF9	DFF6	SS-FFC-HF9-DFF6	2.13(54.2)	1.37 (34.9)	0.19 (4.8)	20000 (1379)
HF9	DFF8	SS-FFC-HF9-DFF8	2.31(58.6)	1.37 (34.9)	0.19 (4.8)	20000 (1379)

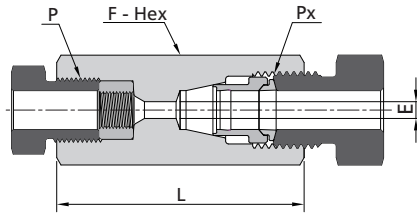
Female High Pressure to Female NPT



Female High Pressure			Female NPT			
P-Connection	Px-Connection	Ordering Number	Dimensions, in. (mm)			Working Pressure psig (bar)
			L	F	E	
HF4	FNS2	SS-FFC-HF4-FNS2	1.37 (34.9)	0.75 (19.1)	0.09 (2.4)	15000 (1034)
HF4	FNS4	SS-FFC-HF4-FNS4	1.63 (41.3)	0.94 (23.8)	0.09 (2.4)	15000 (1034)
HF4	FNS6	SS-FFC-HF4-FNS6	1.63 (41.3)	1.13 (28.6)	0.09 (2.4)	15000 (1034)
HF4	FNS8	SS-FFC-HF4-FNS8	2.00 (50.8)	1.37 (34.9)	0.09 (2.4)	15000 (1034)
HF4	FNS12	SS-FFC-HF4-FNS12	2.00 (50.8)	1.50 (38.1)	0.09 (2.4)	10000 (690)
HF4	FNS16	SS-FFC-HF4-FNS16	2.37 (60.3)	1.75 (44.5)	0.09 (2.4)	10000 (690)
HF6	FNS2	SS-FFC-HF6-FNS2	1.63 (41.3)	1.00 (25.4)	0.13 (3.2)	15000 (1034)
HF6	FNS4	SS-FFC-HF6-FNS4	1.87 (47.6)	1.00 (25.4)	0.13 (3.2)	15000 (1034)
HF6	FNS6	SS-FFC-HF6-FNS6	1.87 (47.6)	1.13 (28.6)	0.13 (3.2)	15000 (1034)
HF6	FNS8	SS-FFC-HF6-FNS8	2.13 (54.0)	1.37 (34.9)	0.13 (3.2)	15000 (1034)
HF6	FNS12	SS-FFC-HF6-FNS12	2.13 (54.0)	1.50 (38.1)	0.13 (3.2)	10000 (690)
HF6	FNS16	SS-FFC-HF6-FNS16	2.25 (57.2)	1.75 (44.5)	0.13 (3.2)	10000 (690)
HF9	FNS2	SS-FFC-HF9-FNS2	1.81 (46.0)	1.37 (34.9)	0.19 (4.8)	15000 (1034)
HF9	FNS4	SS-FFC-HF9-FNS4	2.00 (50.8)	1.37 (34.9)	0.19 (4.8)	15000 (1034)
HF9	FNS6	SS-FFC-HF9-FNS6	2.00 (50.8)	1.37 (34.9)	0.19 (4.8)	15000 (1034)
HF9	FNS8	SS-FFC-HF9-FNS8	2.37 (60.3)	1.37 (34.9)	0.19 (4.8)	15000 (1034)
HF9	FNS12	SS-FFC-HF9-FNS12	2.37 (60.3)	1.50 (38.1)	0.19 (4.8)	10000 (690)
HF9	FNS16	SS-FFC-HF9-FNS16	2.50 (63.5)	1.75 (44.5)	0.19 (4.8)	10000 (690)

Fittings
Tubing
Quick Couplings
Line Filters
Valves
Sour Service Products
Subsea Valves
Tools and Installation Instructions
Technical Information
Part Number Crossover Charts

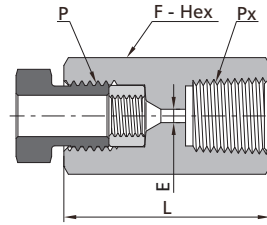
Female Medium Pressure to Female 20D Series



Female Medium Pressure				Female 20D Series			
P-Connection	Px-Connection	Ordering Number	Dimensions, in. (mm)			Working Pressure psig (bar)	
			L	F	E		
MF4	DFF2	SS-FFC-MF4-DFF2	1.41(35.8)	0.63(15.9)	0.09(2.4)	20000(1379)	
MF4	DFF4	SS-FFC-MF4-DFF4	1.67(42.3)	0.63(15.9)	0.11(2.8)	20000(1379)	
MF4	DFF6	SS-FFC-MF4-DFF6	1.76(44.7)	0.75(19.1)	0.11(2.8)	20000(1379)	
MF4	DFF8	SS-FFC-MF4-DFF8	1.93(49.1)	1.00(25.4)	0.11(2.8)	20000(1379)	
MF6	DFF2	SS-FFC-MF6-DFF2	1.59(40.5)	0.75(19.1)	0.09(2.4)	20000(1379)	
MF6	DFF4	SS-FFC-MF6-DFF4	1.85(47.1)	0.75(19.1)	0.19(4.8)	20000(1379)	
MF6	DFF6	SS-FFC-MF6-DFF6	1.89(47.9)	0.75(19.1)	0.20(5.2)	20000(1379)	
MF6	DFF8	SS-FFC-MF6-DFF8	2.06(52.2)	1.00(25.4)	0.20(5.2)	20000(1379)	
MF9	DFF2	SS-FFC-MF9-DFF2	1.85(46.9)	1.00(25.4)	0.09(2.4)	20000(1379)	
MF9	DFF4	SS-FFC-MF9-DFF4	2.04(51.8)	1.00(25.4)	0.19(4.8)	20000(1379)	
MF9	DFF6	SS-FFC-MF9-DFF6	2.07(52.6)	1.00(25.4)	0.25(6.4)	20000(1379)	
MF9	DFF8	SS-FFC-MF9-DFF8	2.24(57.0)	1.00(25.4)	0.31(7.9)	20000(1379)	
MF12	DFF6	SS-FFC-MF12-DFF6	2.39(60.6)	1.37(34.9)	0.25(6.4)	20000(1379)	
MF12	DFF8	SS-FFC-MF12-DFF8	2.43(61.8)	1.37(34.9)	0.37(9.5)	20000(1379)	
MF16	DFF8	SS-FFC-MF16-DFF8	2.99(76.0)	1.75(44.5)	0.37(9.5)	20000(1379)	

- Fittings
- Tubing
- Quick Couplings
- Line Filters
- Valves
- Sour Service Products
- Subsea Valves
- Tools and Installation Instructions
- Technical Information
- Part Number Crossover Charts

Female Medium Pressure to Female NPT

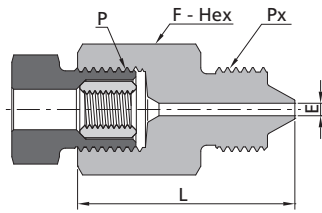


Female Medium Pressure			Female NPT			
P-Connection	P _x -Connection	Ordering Number	Dimensions, in. (mm)			Working Pressure psig (bar)
			L	F	E	
MF4	FNS2	SS-FFC-MF4-FNS2	1.37 (34.9)	0.63 (15.9)	0.11 (2.8)	15000 (1034)
MF4	FNS4	SS-FFC-MF4-FNS4	1.63 (41.3)	0.94 (23.8)	0.11 (2.8)	15000 (1034)
MF4	FNS6	SS-FFC-MF4-FNS6	1.63 (41.3)	1.13 (28.6)	0.11 (2.8)	15000 (1034)
MF4	FNS8	SS-FFC-MF4-FNS8	2.00 (50.8)	1.37 (34.9)	0.11 (2.8)	15000 (1034)
MF6	FNS2	SS-FFC-MF6-FNS2	1.50 (38.1)	0.75 (19.1)	0.20 (5.1)	15000 (1034)
MF6	FNS4	SS-FFC-MF6-FNS4	1.75 (44.5)	0.94 (23.8)	0.20 (5.1)	15000 (1034)
MF6	FNS6	SS-FFC-MF6-FNS6	1.81 (46.0)	1.13 (28.6)	0.20 (5.1)	15000 (1034)
MF6	FNS8	SS-FFC-MF6-FNS8	2.13 (54.0)	1.37 (34.9)	0.20 (5.1)	15000 (1034)
MF6	FNS12	SS-FFC-MF6-FNS12	2.25 (57.2)	1.50 (38.1)	0.20 (5.1)	10000 (690)
MF9	FNS2	SS-FFC-MF9-FNS2	1.63 (41.3)	1.00 (25.4)	0.31 (7.9)	15000 (1034)
MF9	FNS4	SS-FFC-MF9-FNS4	2.00 (50.8)	1.00 (25.4)	0.31 (7.9)	15000 (1034)
MF9	FNS6	SS-FFC-MF9-FNS6	2.00 (50.8)	1.13 (28.6)	0.31 (7.9)	15000 (1034)
MF9	FNS8	SS-FFC-MF9-FNS8	2.25 (57.2)	1.37 (34.9)	0.31 (7.9)	15000 (1034)
MF9	FNS12	SS-FFC-MF9-FNS12	2.25 (57.2)	1.50 (38.1)	0.31 (7.9)	10000 (690)
MF9	FNS16	SS-FFC-MF9-FNS16	2.63 (66.7)	1.75 (44.5)	0.31 (7.9)	10000 (690)
MF12	FNS2	SS-FFC-MF12-FNS2	1.75 (44.5)	1.37 (34.9)	0.32 (8.1)	15000 (1034)
MF12	FNS4	SS-FFC-MF12-FNS4	2.00 (50.8)	1.37 (34.9)	0.41 (10.4)	15000 (1034)
MF12	FNS6	SS-FFC-MF12-FNS6	2.37 (60.3)	1.37 (34.9)	0.44 (11.1)	15000 (1034)
MF12	FNS8	SS-FFC-MF12-FNS8	2.63 (66.7)	1.37 (34.9)	0.44 (11.1)	15000 (1034)
MF12	FNS12	SS-FFC-MF12-FNS12	2.63 (66.7)	1.50 (38.1)	0.44 (11.1)	10000 (690)
MF12	FNS16	SS-FFC-MF12-FNS16	2.63 (66.7)	1.75 (44.5)	0.44 (11.1)	10000 (690)
MF16	FNS4	SS-FFC-MF16-FNS4	2.37 (60.3)	1.75 (44.5)	0.41 (10.4)	15000 (1034)
MF16	FNS6	SS-FFC-MF16-FNS6	2.50 (63.5)	1.75 (44.5)	0.55 (13.9)	15000 (1034)
MF16	FNS8	SS-FFC-MF16-FNS8	3.00 (76.2)	1.75 (44.5)	0.56 (14.3)	15000 (1034)
MF16	FNS12	SS-FFC-MF16-FNS12	3.00 (76.2)	1.75 (44.5)	0.56 (14.3)	10000 (690)
MF16	FNS16	SS-FFC-MF16-FNS16	3.00 (76.2)	1.75 (44.5)	0.56 (14.3)	10000 (690)

- Fittings
- Tubing
- Quick Couplings
- Line Filters
- Valves
- Sour Service Products
- Subsea Valves
- Tools and Installation Instructions
- Technical Information
- Part Number Crossover Charts

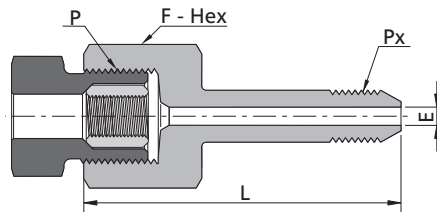
Female to Male - FMA

Female High Pressure to Male High Pressure



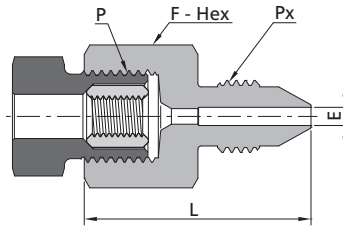
Female High Pressure			Male High Pressure			
P-Connection	Px-Connection	Ordering Number	Dimensions, in. (mm)			Working Pressure psig (bar)
			L	F	E	
HF4	HM4	SS-FMA-HF4-HM4	1.44 (36.5)	0.75 (19.1)	0.08 (2.1)	60000 (4137)
HF4	HM6	SS-FMA-HF4-HM6	1.69 (42.9)	0.81 (20.6)	0.09 (2.4)	60000 (4137)
HF4	HM9	SS-FMA-HF4-HM9	1.75 (44.5)	1.19 (30.2)	0.09 (2.4)	60000 (4137)
HF6	HM4	SS-FMA-HF6-HM4	1.75 (44.5)	1.00 (25.4)	0.08 (2.1)	60000 (4137)
HF6	HM6	SS-FMA-HF6-HM6	2.00 (50.8)	1.00 (25.4)	0.13 (3.2)	60000 (4137)
HF6	HM9	SS-FMA-HF6-HM9	2.13 (54.0)	1.19 (30.2)	0.13 (3.2)	60000 (4137)
HF9	HM4	SS-FMA-HF9-HM4	2.06 (52.4)	1.37 (34.9)	0.08 (2.1)	60000 (4137)
HF9	HM6	SS-FMA-HF9-HM6	2.37 (60.3)	1.37 (34.9)	0.13 (3.2)	60000 (4137)
HF9	HM9	SS-FMA-HF9-HM9	2.50 (63.5)	1.37 (34.9)	0.19 (4.8)	60000 (4137)

Female High Pressure to High Pressure Coned and Threaded Nipples



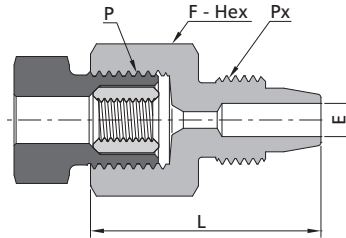
Female High Pressure			High Pressure Coned and Threaded Nipples			
P-Connection	Px-Connection	Ordering Number	Dimensions, in. (mm)			Working Pressure psig (bar)
			L	F	E	
HF4	HCT4	SS-FMA-HF4-HCT4	1.93 (49.0)	0.75 (19.1)	0.08 (2.1)	60000 (4137)
HF4	HCT6	SS-FMA-HF4-HCT6	2.32 (59.0)	0.75 (19.1)	0.09 (2.4)	60000 (4137)
HF4	HCT9	SS-FMA-HF4-HCT9	2.91 (74.0)	0.75 (19.1)	0.09 (2.4)	60000 (4137)
HF6	HCT4	SS-FMA-HF6-HCT4	2.20 (56.0)	1.00 (25.4)	0.08 (2.1)	60000 (4137)
HF6	HCT6	SS-FMA-HF6-HCT6	2.60 (66.0)	1.00 (25.4)	0.13 (3.2)	60000 (4137)
HF6	HCT9	SS-FMA-HF6-HCT9	3.19 (81.0)	1.00 (25.4)	0.13 (3.2)	60000 (4137)
HF9	HCT4	SS-FMA-HF9-HCT4	2.48 (63.0)	1.38 (34.9)	0.08 (2.1)	60000 (4137)
HF9	HCT6	SS-FMA-HF9-HCT6	2.87 (73.0)	1.38 (34.9)	0.13 (3.2)	60000 (4137)
HF9	HCT9	SS-FMA-HF9-HCT9	3.46 (88.0)	1.38 (34.9)	0.19 (4.8)	60000 (4137)

Female High Pressure to Male Medium Pressure



Female High Pressure			Male Medium Pressure			
P-Connection	Px-Connection	Ordering Number	Dimensions, in. (mm)			Working Pressure psig (bar)
			L	F	E	
HF4	MM4	SS-FMA-HF4-MM4	1.37 (34.9)	0.75 (19.1)	0.09 (2.4)	20000 (1379)
HF4	MM6	SS-FMA-HF4-MM6	1.50 (38.1)	0.75 (19.1)	0.09 (2.4)	20000 (1379)
HF4	MM9	SS-FMA-HF4-MM9	1.69 (42.9)	0.94 (23.8)	0.09 (2.4)	20000 (1379)
HF4	MM12	SS-FMA-HF4-MM12	1.75 (44.5)	1.19 (30.2)	0.09 (2.4)	20000 (1379)
HF4	MM16	SS-FMA-HF4-MM16	2.37 (60.3)	1.50 (38.1)	0.09 (2.4)	20000 (1379)
HF6	MM4	SS-FMA-HF6-MM4	1.67 (42.3)	1.00 (25.4)	0.11 (2.8)	20000 (1379)
HF6	MM6	SS-FMA-HF6-MM6	1.81 (46.0)	1.00 (25.4)	0.13 (3.2)	20000 (1379)
HF6	MM9	SS-FMA-HF6-MM9	1.94 (49.2)	1.00 (25.4)	0.13 (3.2)	20000 (1379)
HF6	MM12	SS-FMA-HF6-MM12	2.13 (54.0)	1.19 (30.2)	0.13 (3.2)	20000 (1379)
HF6	MM16	SS-FMA-HF6-MM16	2.50 (63.5)	1.50 (38.1)	0.13 (3.2)	20000 (1379)
HF9	MM4	SS-FMA-HF9-MM4	1.87 (47.6)	1.37 (34.9)	0.11 (2.8)	20000 (1379)
HF9	MM6	SS-FMA-HF9-MM6	2.00 (50.8)	1.37 (34.9)	0.19 (4.8)	20000 (1379)
HF9	MM9	SS-FMA-HF9-MM9	2.19 (55.6)	1.37 (34.9)	0.19 (4.8)	20000 (1379)
HF9	MM12	SS-FMA-HF9-MM12	2.37 (60.3)	1.37 (34.9)	0.19 (4.8)	20000 (1379)
HF9	MM16	SS-FMA-HF9-MM16	2.81 (71.4)	1.50 (38.1)	0.19 (4.8)	20000 (1379)

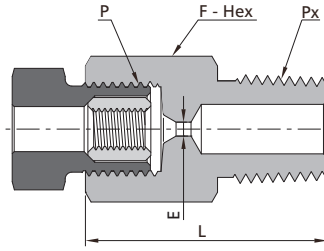
Female High Pressure to Male 20D Series



Female High Pressure			Male 20D Series			
P-Connection	Px-Connection	Ordering Number	Dimensions, in. (mm)			Working Pressure psig (bar)
			L	F	E	
HF4	DFM2	SS-FMA-HF4-DFM2	1.31 (33.2)	0.75 (19.1)	0.09 (2.4)	20000 (1379)
HF4	DFM4	SS-FMA-HF4-DFM4	1.43 (36.3)	0.75 (19.1)	0.09 (2.4)	20000 (1379)
HF4	DFM6	SS-FMA-HF4-DFM6	1.46 (37.0)	0.75 (19.1)	0.09 (2.4)	20000 (1379)
HF4	DFM8	SS-FMA-HF4-DFM8	1.54 (39.0)	0.94 (23.8)	0.09 (2.4)	20000 (1379)
HF6	DFM2	SS-FMA-HF6-DFM2	1.56 (39.5)	1.00 (25.4)	0.09 (2.4)	20000 (1379)
HF6	DFM4	SS-FMA-HF6-DFM4	1.68 (42.7)	1.00 (25.4)	0.13 (3.2)	20000 (1379)
HF6	DFM6	SS-FMA-HF6-DFM6	1.71 (43.4)	1.00 (25.4)	0.13 (3.2)	20000 (1379)
HF6	DFM8	SS-FMA-HF6-DFM8	1.85 (47.0)	1.00 (25.4)	0.13 (3.2)	20000 (1379)
HF9	DFM2	SS-FMA-HF9-DFM2	1.87 (47.5)	1.37 (34.9)	0.09 (2.4)	20000 (1379)
HF9	DFM4	SS-FMA-HF9-DFM4	1.87 (47.5)	1.37 (34.9)	0.19 (4.8)	20000 (1379)
HF9	DFM6	SS-FMA-HF9-DFM6	1.89 (48.1)	1.37 (34.9)	0.19 (4.8)	20000 (1379)
HF9	DFM8	SS-FMA-HF9-DFM8	2.04 (51.7)	1.37 (34.9)	0.19 (4.8)	20000 (1379)

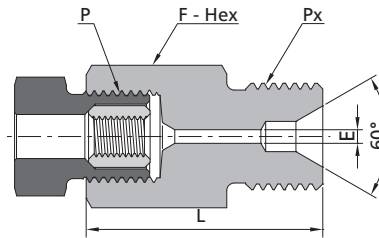
Fittings
Tubing
Quick Couplings
Line Filters
Valves
Sour Service Products
Subsea Valves
Tools and Installation Instructions
Technical Information
Part Number Crossover Charts

Female High Pressure to Male NPT



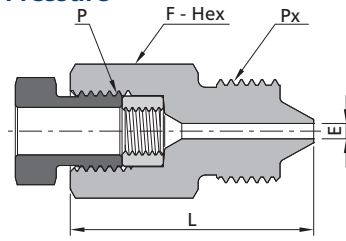
Female High Pressure			Male NPT			
P-Connection	Px-Connection	Ordering Number	Dimensions, in. (mm)			Working Pressure psig (bar)
			L	F	E	
HF4	NS2	SS-FMA-HF4-NS2	1.25 (31.8)	0.75 (19.1)	0.09 (2.4)	15000 (1034)
HF4	NS4	SS-FMA-HF4-NS4	1.37 (34.9)	0.75 (19.1)	0.09 (2.4)	15000 (1034)
HF4	NS6	SS-FMA-HF4-NS6	1.37 (34.9)	0.75 (19.1)	0.09 (2.4)	15000 (1034)
HF4	NS8	SS-FMA-HF4-NS8	1.50 (38.1)	0.87 (22.2)	0.09 (2.4)	15000 (1034)
HF4	NS12	SS-FMA-HF4-NS12	1.75 (44.5)	1.06 (27.0)	0.09 (2.4)	10000 (690)
HF6	NS2	SS-FMA-HF6-NS2	1.50 (38.1)	1.00 (25.4)	0.13 (3.2)	15000 (1034)
HF6	NS4	SS-FMA-HF6-NS4	1.63 (41.3)	1.00 (25.4)	0.13 (3.2)	15000 (1034)
HF6	NS6	SS-FMA-HF6-NS6	1.63 (41.3)	1.00 (25.4)	0.13 (3.2)	15000 (1034)
HF6	NS8	SS-FMA-HF6-NS8	1.75 (44.5)	1.00 (25.4)	0.13 (3.2)	15000 (1034)
HF6	NS12	SS-FMA-HF6-NS12	2.00 (50.8)	1.06 (27.0)	0.13 (3.2)	10000 (690)
HF6	NS16	SS-FMA-HF6-NS16	2.00 (50.8)	1.37 (34.9)	0.13 (3.2)	10000 (690)
HF9	NS2	SS-FMA-HF9-NS2	1.63 (41.3)	1.37 (34.9)	0.19 (4.8)	15000 (1034)
HF9	NS4	SS-FMA-HF9-NS4	1.75 (44.5)	1.37 (34.9)	0.19 (4.8)	15000 (1034)
HF9	NS6	SS-FMA-HF9-NS6	1.75 (44.5)	1.37 (34.9)	0.19 (4.8)	15000 (1034)
HF9	NS8	SS-FMA-HF9-NS8	1.87 (47.6)	1.37 (34.9)	0.19 (4.8)	15000 (1034)
HF9	NS12	SS-FMA-HF9-NS12	2.13 (54.0)	1.37 (34.9)	0.19 (4.8)	10000 (690)
HF9	NS16	SS-FMA-HF9-NS16	2.25 (57.2)	1.37 (34.9)	0.19 (4.8)	10000 (690)

Female High Pressure to Male Type "M"



Female High Pressure			Male Type "M"			
P-Connection	Px-Connection	Ordering Number	Dimensions, in. (mm)			Working Pressure psig (bar)
			L	F	E	
HF4	TM9	SS-FMA-HF4-TM9	1.25 (31.8)	0.75 (19.1)	0.09 (2.4)	60000 (4137)
HF4	TM12	SS-FMA-HF4-TM12	1.38 (35.0)	0.75 (19.1)	0.09 (2.4)	30000 (2068)
HF4	TM14	SS-FMA-HF4-TM14	1.56 (39.7)	1.00 (25.4)	0.09 (2.4)	50000 (3447)
HF4	TM16	SS-FMA-HF4-TM16	1.37 (34.9)	1.00 (25.4)	0.09 (2.4)	30000 (2068)
HF6	TM9	SS-FMA-HF6-TM9	1.50 (38.1)	1.00 (25.4)	0.09 (2.4)	60000 (4137)
HF6	TM12	SS-FMA-HF6-TM12	1.63 (41.3)	1.00 (25.4)	0.13 (3.2)	30000 (2068)
HF6	TM14	SS-FMA-HF6-TM14	1.81 (46.0)	1.00 (25.4)	0.13 (3.2)	50000 (3447)
HF6	TM16	SS-FMA-HF6-TM16	1.64 (41.6)	1.00 (25.4)	0.13 (3.2)	30000 (2068)
HF6	TM21	SS-FMA-HF6-TM21	1.56 (39.7)	1.37 (34.9)	0.13 (3.2)	20000 (1379)
HF9	TM14	SS-FMA-HF9-TM14	2.00 (50.8)	1.37 (34.9)	0.15 (3.8)	50000 (3447)
HF9	TM16	SS-FMA-HF9-TM16	1.81 (46.0)	1.37 (34.9)	0.19 (4.8)	30000 (2068)
HF9	TM21	SS-FMA-HF9-TM21	1.81 (46.0)	1.37 (34.9)	0.19 (4.8)	20000 (1379)

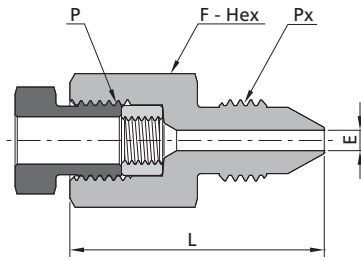
Female Medium Pressure to Male High Pressure



Female Medium Pressure			Male High Pressure			
P-Connection	Px-Connection	Ordering Number	Dimensions, in. (mm)			Working Pressure psig (bar)
			L	F	E	
MF4	HM4	SS-FMA-MF4-HM4	1.31 (33.3)	0.63 (15.9)	0.08 (2.1)	20000 (1379)
MF4	HM6	SS-FMA-MF4-HM6	1.50 (38.1)	0.81 (20.6)	0.11 (2.8)	20000 (1379)
MF4	HM9	SS-FMA-MF4-HM9	1.63 (41.3)	1.19 (30.2)	0.11 (2.8)	20000 (1379)
MF6	HM4	SS-FMA-MF6-HM4	1.50 (38.1)	0.75 (19.1)	0.08 (2.1)	20000 (1379)
MF6	HM6	SS-FMA-MF6-HM6	1.69 (42.9)	0.81 (20.6)	0.13 (3.2)	20000 (1379)
MF6	HM9	SS-FMA-MF6-HM9	1.75 (44.5)	1.19 (30.2)	0.19 (4.8)	20000 (1379)
MF9	HM4	SS-FMA-MF9-HM4	1.81 (46.0)	1.00 (25.4)	0.08 (2.1)	20000 (1379)
MF9	HM6	SS-FMA-MF9-HM6	2.13 (54.0)	1.00 (25.4)	0.13 (3.2)	20000 (1379)
MF9	HM9	SS-FMA-MF9-HM9	2.13 (54.0)	1.19 (30.2)	0.19 (4.8)	20000 (1379)
MF12	HM4	SS-FMA-MF12-HM4	2.25 (57.2)	1.37 (34.9)	0.08 (2.1)	20000 (1379)
MF12	HM6	SS-FMA-MF12-HM6	2.50 (63.5)	1.37 (34.9)	0.13 (3.2)	20000 (1379)
MF12	HM9	SS-FMA-MF12-HM9	2.50 (63.5)	1.37 (34.9)	0.19 (4.8)	20000 (1379)
MF16	HM4	SS-FMA-MF16-HM4	2.94 (74.6)	1.75 (44.5)	0.08 (2.1)	20000 (1379)
MF16	HM6	SS-FMA-MF16-HM6	3.13 (79.4)	1.75 (44.5)	0.13 (3.2)	20000 (1379)
MF16	HM9	SS-FMA-MF16-HM9	3.19 (81.0)	1.75 (44.5)	0.19 (4.8)	20000 (1379)

Fittings
Tubing
Quick Couplings
Line Filters
Valves
Sour Service Products
Subsea Valves
Tools and Installation Instructions
Technical Information
Part Number Crossover Charts

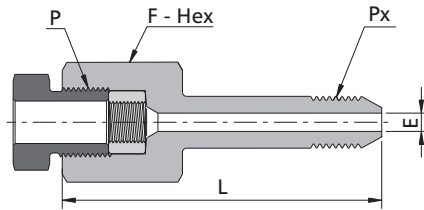
Female Medium Pressure to Male Medium Pressure



Female Medium Pressure			Male Medium Pressure			
P-Connection	Px-Connection	Ordering Number	Dimensions, in. (mm)			Working Pressure psig (bar)
			L	F	E	
MF4	MM4	SS-FMA-MF4-MM4	1.37 (34.9)	0.63 (15.9)	0.11 (2.8)	20000 (1379)
MF4	MM6	SS-FMA-MF4-MM6	1.50 (38.1)	0.63 (15.9)	0.11 (2.8)	20000 (1379)
MF4	MM9	SS-FMA-MF4-MM9	1.63 (41.3)	0.94 (23.8)	0.11 (2.8)	20000 (1379)
MF4	MM12	SS-FMA-MF4-MM12	1.75 (44.5)	1.19 (30.2)	0.11 (2.8)	20000 (1379)
MF4	MM16	SS-FMA-MF4-MM16	2.37 (60.3)	1.50 (38.1)	0.11 (2.8)	20000 (1379)
MF6	MM4	SS-FMA-MF6-MM4	1.69 (42.9)	0.75 (19.1)	0.11 (2.8)	20000 (1379)
MF6	MM6	SS-FMA-MF6-MM6	1.69 (42.9)	0.75 (19.1)	0.20 (5.2)	20000 (1379)
MF6	MM9	SS-FMA-MF6-MM9	1.87 (47.6)	0.94 (23.8)	0.20 (5.2)	20000 (1379)
MF6	MM12	SS-FMA-MF6-MM12	1.94 (49.2)	1.19 (30.2)	0.20 (5.2)	20000 (1379)
MF6	MM16	SS-FMA-MF6-MM16	2.37 (60.3)	1.50 (38.1)	0.20 (5.2)	20000 (1379)
MF9	MM4	SS-FMA-MF9-MM4	1.94 (49.2)	1.00 (25.4)	0.11 (2.8)	20000 (1379)
MF9	MM6	SS-FMA-MF9-MM6	2.06 (52.4)	1.00 (25.4)	0.20 (5.2)	20000 (1379)
MF9	MM9	SS-FMA-MF9-MM9	2.13 (54.0)	1.00 (25.4)	0.31 (7.9)	20000 (1379)
MF9	MM12	SS-FMA-MF9-MM12	2.25 (57.2)	1.19 (30.2)	0.31 (7.9)	20000 (1379)
MF9	MM16	SS-FMA-MF9-MM16	2.50 (63.5)	1.50 (38.1)	0.31 (7.9)	20000 (1379)
MF12	MM4	SS-FMA-MF12-MM4	2.19 (55.6)	1.37 (34.9)	0.11 (2.8)	20000 (1379)
MF12	MM6	SS-FMA-MF12-MM6	2.31 (58.7)	1.37 (34.9)	0.20 (5.2)	20000 (1379)
MF12	MM9	SS-FMA-MF12-MM9	2.44 (61.9)	1.37 (34.9)	0.31 (7.9)	20000 (1379)
MF12	MM12	SS-FMA-MF12-MM12	2.56 (65.1)	1.37 (34.9)	0.44 (11.1)	20000 (1379)
MF12	MM16	SS-FMA-MF12-MM16	2.94 (74.6)	1.50 (38.1)	0.44 (11.1)	20000 (1379)
MF16	MM9	SS-FMA-MF16-MM9	3.06 (77.8)	1.75 (44.5)	0.31 (7.9)	20000 (1379)
MF16	MM12	SS-FMA-MF16-MM12	3.19 (81.0)	1.75 (44.5)	0.44 (11.1)	20000 (1379)
MF16	MM16	SS-FMA-MF16-MM16	3.50 (88.9)	1.75 (44.5)	0.56 (14.3)	20000 (1379)

Fittings
Tubing
Quick Couplings
Line Filters
Valves
Sour Service Products
Subsea Valves
Tools and Installation Instructions
Technical Information
Part Number Crossover Charts

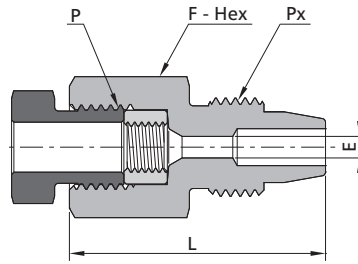
Female Medium Pressure to Medium Pressure Coned and Threaded Nipples



Female Medium Pressure			Medium Pressure Coned and Threaded Nipples			
P-Connection	Px-Connection	Ordering Number	Dimensions, in. (mm)			Working Pressure psig (bar)
			L	F	E	
MF4	MCT4	SS-FMA-MF4-MCT4	1.63 (41.4)	0.63 (15.9)	0.11 (2.8)	20000 (1379)
MF4	MCT6	SS-FMA-MF4-MCT6	1.88 (47.8)	0.63 (15.9)	0.11 (2.8)	20000 (1379)
MF4	MCT9	SS-FMA-MF4-MCT9	2.09 (53.1)	0.63 (17.5)	0.11 (2.8)	20000 (1379)
MF6	MCT4	SS-FMA-MF6-MCT4	1.89 (48.0)	0.75 (19.1)	0.11 (2.8)	20000 (1379)
MF6	MCT6	SS-FMA-MF6-MCT6	2.14 (54.4)	0.75 (19.1)	0.20 (5.2)	20000 (1379)
MF6	MCT9	SS-FMA-MF6-MCT9	2.35 (59.7)	0.75 (19.1)	0.20 (5.2)	20000 (1379)
MF9	MCT4	SS-FMA-MF9-MCT4	2.20 (56.0)	1.00 (25.4)	0.11 (2.8)	20000 (1379)
MF9	MCT6	SS-FMA-MF9-MCT6	2.46 (62.4)	1.00 (25.4)	0.20 (5.2)	20000 (1379)
MF9	MCT9	SS-FMA-MF9-MCT9	2.67 (67.7)	1.00 (25.4)	0.31 (7.9)	20000 (1379)
MF9	MCT12	SS-FMA-MF9-MCT12	2.91 (74.0)	1.00 (25.4)	0.31 (7.9)	20000 (1379)
MF9	MCT16	SS-FMA-MF9-MCT16	3.45 (87.6)	1.03 (28.4)	0.31 (7.9)	20000 (1379)
MF12	MCT9	SS-FMA-MF12-MCT9	2.94 (74.7)	1.38 (34.9)	0.31 (7.9)	20000 (1379)
MF12	MCT12	SS-FMA-MF12-MCT12	3.19 (81.0)	1.38 (34.9)	0.44 (11.1)	20000 (1379)
MF12	MCT16	SS-FMA-MF12-MCT16	3.72 (94.6)	1.38 (34.9)	0.44 (11.1)	20000 (1379)
MF16	MCT9	SS-FMA-MF16-MCT9	3.49 (88.7)	1.75 (44.5)	0.31 (7.9)	20000 (1379)
MF16	MCT12	SS-FMA-MF16-MCT12	3.74 (95.0)	1.75 (44.5)	0.44 (11.1)	20000 (1379)
MF16	MCT16	SS-FMA-MF16-MCT16	4.28 (108.6)	1.75 (44.5)	0.56 (14.3)	20000 (1379)

- Fittings
- Tubing
- Quick Couplings
- Line Filters
- Valves
- Sour Service Products
- Subsea Valves
- Tools and Installation Instructions
- Technical Information
- Part Number Crossover Charts

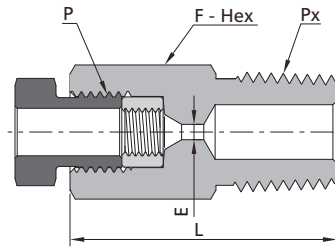
Female Medium Pressure to Male 20D Series



Female Medium Pressure			Male 20D Series			
P-Connection	Px-Connection	Ordering Number	Dimensions, in. (mm)			Working Pressure psig (bar)
			L	F	E	
MF4	DFM2	SS-FMA-MF4-DFM2	1.31 (33.2)	0.63 (15.9)	0.09 (2.4)	20000 (1379)
MF4	DFM4	SS-FMA-MF4-DFM4	1.43 (36.3)	0.63 (15.9)	0.11 (2.8)	20000 (1379)
MF4	DFM6	SS-FMA-MF4-DFM6	1.46 (37.0)	0.75 (19.1)	0.11 (2.8)	20000 (1379)
MF4	DFM8	SS-FMA-MF4-DFM8	1.47 (37.4)	0.94 (23.8)	0.11 (2.8)	20000 (1379)
MF6	DFM2	SS-FMA-MF6-DFM2	1.62 (41.1)	0.75 (19.1)	0.09 (2.4)	20000 (1379)
MF6	DFM4	SS-FMA-MF6-DFM4	1.62 (41.1)	0.75 (19.1)	0.19 (4.8)	20000 (1379)
MF6	DFM6	SS-FMA-MF6-DFM6	1.65 (41.8)	0.75 (19.1)	0.20 (5.2)	20000 (1379)
MF6	DFM8	SS-FMA-MF6-DFM8	1.72 (43.8)	0.94 (23.8)	0.20 (5.2)	20000 (1379)
MF9	DFM2	SS-FMA-MF9-DFM2	1.87 (47.5)	1.00 (25.4)	0.09 (2.4)	20000 (1379)
MF9	DFM4	SS-FMA-MF9-DFM4	1.99 (50.6)	1.00 (25.4)	0.19 (4.8)	20000 (1379)
MF9	DFM6	SS-FMA-MF9-DFM6	2.02 (51.3)	1.00 (25.4)	0.25 (6.4)	20000 (1379)
MF9	DFM8	SS-FMA-MF9-DFM8	2.04 (51.7)	1.00 (25.4)	0.31 (7.9)	20000 (1379)
MF12	DFM2	SS-FMA-MF12-DFM2	2.18 (55.4)	1.37 (34.9)	0.09 (2.4)	20000 (1379)
MF12	DFM4	SS-FMA-MF12-DFM4	2.31 (58.6)	1.37 (34.9)	0.19 (4.8)	20000 (1379)
MF12	DFM6	SS-FMA-MF12-DFM6	2.27 (57.7)	1.37 (34.9)	0.25 (6.4)	20000 (1379)
MF12	DFM8	SS-FMA-MF12-DFM8	2.41 (61.3)	1.37 (34.9)	0.37 (7.9)	20000 (1379)
MF16	DFM2	SS-FMA-MF16-DFM2	2.74 (69.7)	1.75 (44.5)	0.09 (2.4)	20000 (1379)
MF16	DFM4	SS-FMA-MF16-DFM4	2.87 (72.9)	1.75 (44.5)	0.19 (4.8)	20000 (1379)
MF16	DFM6	SS-FMA-MF16-DFM6	2.89 (73.5)	1.75 (44.5)	0.25 (6.4)	20000 (1379)
MF16	DFM8	SS-FMA-MF16-DFM8	2.97 (75.5)	1.75 (44.5)	0.37 (9.5)	20000 (1379)

Fittings
Tubing
Quick Couplings
Line Filters
Valves
Sour Service Products
Subsea Valves
Tools and Installation Instructions
Technical Information
Part Number Crossover Charts

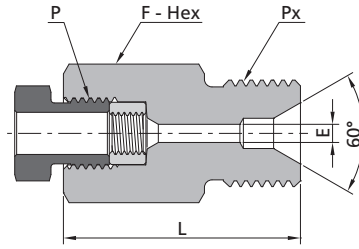
Female Medium Pressure to Male NPT



Female Medium Pressure			Male NPT			
P-Connection	Px-Connection	Ordering Number	Dimensions, in. (mm)			Working Pressure psig (bar)
			L	F	E	
MF4	NS2	SS-FMA-MF4-NS2	1.19 (30.2)	0.63 (15.9)	0.11 (2.8)	15000 (1034)
MF4	NS4	SS-FMA-MF4-NS4	1.37 (34.9)	0.63 (15.9)	0.11 (2.8)	15000 (1034)
MF4	NS6	SS-FMA-MF4-NS6	1.37 (34.9)	0.69 (17.5)	0.11 (2.8)	15000 (1034)
MF4	NS8	SS-FMA-MF4-NS8	1.37 (34.9)	0.87 (22.2)	0.11 (2.8)	15000 (1034)
MF4	NS12	SS-FMA-MF4-NS12	1.75 (44.5)	1.06 (27.0)	0.11 (2.8)	10000 (690)
MF6	NS2	SS-FMA-MF6-NS2	1.37 (34.9)	0.75 (19.1)	0.19 (4.8)	15000 (1034)
MF6	NS4	SS-FMA-MF6-NS4	1.50 (38.1)	0.75 (19.1)	0.20 (5.2)	15000 (1034)
MF6	NS6	SS-FMA-MF6-NS6	1.50 (38.1)	0.75 (19.1)	0.20 (5.2)	15000 (1034)
MF6	NS8	SS-FMA-MF6-NS8	1.63 (41.3)	0.87 (22.2)	0.20 (5.2)	15000 (1034)
MF6	NS12	SS-FMA-MF6-NS12	1.75 (44.5)	1.06 (27.0)	0.20 (5.2)	10000 (690)
MF6	NS16	SS-FMA-MF6-NS16	2.00 (50.8)	1.37 (34.9)	0.20 (5.2)	10000 (690)
MF9	NS2	SS-FMA-MF9-NS2	1.75 (44.5)	1.00 (25.4)	0.19 (4.8)	15000 (1034)
MF9	NS4	SS-FMA-MF9-NS4	1.75 (44.5)	1.00 (25.4)	0.25 (6.4)	15000 (1034)
MF9	NS6	SS-FMA-MF9-NS6	1.75 (44.5)	1.00 (25.4)	0.31 (7.9)	15000 (1034)
MF9	NS8	SS-FMA-MF9-NS8	1.94 (49.2)	1.00 (25.4)	0.31 (7.9)	15000 (1034)
MF9	NS12	SS-FMA-MF9-NS12	2.00 (50.8)	1.06 (27.0)	0.31 (7.9)	10000 (690)
MF9	NS16	SS-FMA-MF9-NS16	2.25 (57.2)	1.37 (34.9)	0.31 (7.9)	10000 (690)
MF12	NS4	SS-FMA-MF12-NS4	2.00 (50.8)	1.37 (34.9)	0.25 (6.4)	15000 (1034)
MF12	NS6	SS-FMA-MF12-NS6	2.00 (50.8)	1.37 (34.9)	0.31 (7.9)	15000 (1034)
MF12	NS8	SS-FMA-MF12-NS8	2.19 (55.6)	1.37 (34.9)	0.38 (9.6)	15000 (1034)
MF12	NS12	SS-FMA-MF12-NS12	2.25 (57.2)	1.37 (34.9)	0.44 (11.1)	10000 (690)
MF12	NS16	SS-FMA-MF12-NS16	2.63 (66.7)	1.37 (34.9)	0.44 (11.1)	10000 (690)
MF16	NS4	SS-FMA-MF16-NS4	2.87 (73.0)	1.75 (44.5)	0.25 (6.4)	15000 (1034)
MF16	NS6	SS-FMA-MF16-NS6	2.87 (73.0)	1.75 (44.5)	0.31 (7.9)	15000 (1034)
MF16	NS8	SS-FMA-MF16-NS8	2.87 (73.0)	1.75 (44.5)	0.38 (9.6)	15000 (1034)
MF16	NS12	SS-FMA-MF16-NS12	2.87 (73.0)	1.75 (44.5)	0.56 (14.3)	10000 (690)
MF16	NS16	SS-FMA-MF16-NS16	3.06 (77.8)	1.75 (44.5)	0.56 (14.3)	10000 (690)

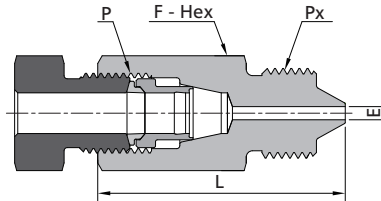
- Fittings
- Tubing
- Quick Couplings
- Line Filters
- Valves
- Sour Service Products
- Subsea Valves
- Tools and Installation Instructions
- Technical Information
- Part Number Crossover Charts

Female Medium Pressure to Male Type "M"



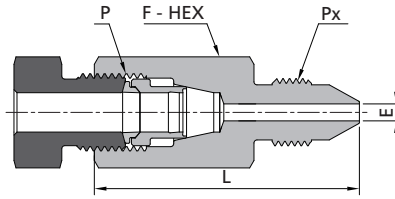
Female Medium Pressure			Male Type "M"			
P-Connection	Px-Connection	Ordering Number	Dimensions, in. (mm)			Working Pressure psig (bar)
			L	F	E	
MF4	TM9	SS-FMA-MF4-TM9	1.19 (30.2)	0.63 (15.9)	0.09 (2.4)	20000 (1379)
MF4	TM12	SS-FMA-MF4-TM12	1.31 (33.3)	0.75 (19.1)	0.11 (2.8)	20000 (1379)
MF4	TM14	SS-FMA-MF4-TM14	1.50 (38.1)	1.00 (25.4)	0.11 (2.8)	20000 (1379)
MF6	TM9	SS-FMA-MF6-TM9	1.37 (34.9)	0.75 (19.1)	0.09 (2.4)	20000 (1379)
MF6	TM12	SS-FMA-MF6-TM12	1.50 (38.1)	0.75 (19.1)	0.09 (2.4)	20000 (1379)
MF6	TM14	SS-FMA-MF6-TM14	1.63 (41.3)	1.00 (25.4)	0.15 (3.8)	20000 (1379)
MF6	TM16	SS-FMA-MF6-TM16	1.63 (41.3)	1.00 (25.4)	0.20 (5.2)	20000 (1379)
MF9	TM9	SS-FMA-MF9-TM9	1.69 (42.9)	1.00 (25.4)	0.09 (2.4)	20000 (1379)
MF9	TM12	SS-FMA-MF9-TM12	1.81 (46.0)	1.00 (25.4)	0.29 (7.4)	20000 (1379)
MF9	TM14	SS-FMA-MF9-TM14	1.94 (49.2)	1.00 (25.4)	0.15 (3.8)	20000 (1379)
MF9	TM16	SS-FMA-MF9-TM16	1.81 (46.0)	1.00 (25.4)	0.31 (7.9)	20000 (1379)
MF9	TM21	SS-FMA-MF9-TM21	1.81 (46.0)	1.37 (34.9)	0.31 (7.9)	20000 (1379)
MF12	TM14	SS-FMA-MF12-TM14	2.19 (55.6)	1.37 (34.9)	0.15 (3.8)	20000 (1379)
MF12	TM16	SS-FMA-MF12-TM16	2.13 (54.0)	1.37 (34.9)	0.39 (10.0)	20000 (1379)
MF12	TM21	SS-FMA-MF12-TM21	2.00 (50.8)	1.37 (34.9)	0.44 (11.1)	20000 (1379)
MF16	TM21	SS-FMA-MF16-TM21	2.56 (65.1)	1.75 (44.5)	0.56 (14.3)	20000 (1379)

Male 20D Series to Male High Pressure



Male 20D Series			Male High Pressure			
P-Connection	Px-Connection	Ordering Number	Dimensions, in. (mm)			Working Pressure psig (bar)
			L	F	E	
DFF2	HM4	SS-FMA-DFF2-HM4	1.22(31.0)	0.63 (15.9)	0.08 (2.1)	20000 (1379)
DFF2	HM6	SS-FMA-DFF2-HM6	1.47(37.3)	0.81 (20.6)	0.09 (2.4)	20000 (1379)
DFF2	HM9	SS-FMA-DFF2-HM9	1.78(45.3)	1.19 (30.2)	0.09 (2.4)	20000 (1379)
DFF4	HM4	SS-FMA-DFF4-HM4	1.54(39.1)	0.63 (15.9)	0.08 (2.1)	20000 (1379)
DFF4	HM6	SS-FMA-DFF4-HM6	1.73(43.9)	0.81 (20.6)	0.13 (3.2)	20000 (1379)
DFF4	HM9	SS-FMA-DFF4-HM9	1.79(45.5)	1.19 (30.2)	0.19 (4.8)	20000 (1379)
DFF6	HM4	SS-FMA-DFF6-HM4	1.70(43.1)	0.75 (19.1)	0.08 (2.1)	20000 (1379)
DFF6	HM6	SS-FMA-DFF6-HM6	1.89(47.9)	0.81 (20.6)	0.13 (3.2)	20000 (1379)
DFF6	HM9	SS-FMA-DFF6-HM9	1.76(44.7)	1.19 (30.2)	0.19 (4.8)	20000 (1379)
DFF8	HM4	SS-FMA-DFF8-HM4	1.87(47.5)	1.00 (25.4)	0.08 (2.1)	20000 (1379)
DFF8	HM6	SS-FMA-DFF8-HM6	2.06(52.2)	1.00 (25.4)	0.13 (3.2)	20000 (1379)
DFF8	HM9	SS-FMA-DFF8-HM9	2.06(52.2)	1.19 (30.2)	0.19 (4.8)	20000 (1379)

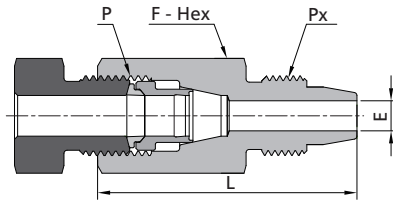
Female 20D Series to Male Medium Pressure



Female 20D Series			Male Medium Pressure			
P-Connection	Px-Connection	Ordering Number	Dimensions, in. (mm)			Working Pressure psig (bar)
			L	F	E	
DFF2	MM4	SS-FMA-DFF2-MM4	1.35(34.2)	0.50 (12.7)	0.09 (2.4)	20000 (1379)
DFF2	MM6	SS-FMA-DFF2-MM6	1.41(35.8)	0.63 (15.9)	0.09 (2.4)	20000 (1379)
DFF2	MM9	SS-FMA-DFF2-MM9	1.66(42.1)	0.94 (23.8)	0.09 (2.4)	20000 (1379)
DFF2	MM12	SS-FMA-DFF2-MM12	1.91(48.5)	1.19 (30.2)	0.09 (2.4)	20000 (1379)
DFF2	MM16	SS-FMA-DFF2-MM16	2.53(64.3)	1.50 (38.1)	0.09 (2.4)	20000 (1379)
DFF4	MM4	SS-FMA-DFF4-MM4	1.67(42.3)	0.63 (15.9)	0.11 (2.8)	20000 (1379)
DFF4	MM6	SS-FMA-DFF4-MM6	1.79(45.5)	0.63 (15.9)	0.19 (4.8)	20000 (1379)
DFF4	MM9	SS-FMA-DFF4-MM9	1.73(43.9)	0.94 (23.8)	0.19 (4.8)	20000 (1379)
DFF4	MM12	SS-FMA-DFF4-MM12	1.92(48.7)	1.19 (30.2)	0.19 (4.8)	20000 (1379)
DFF4	MM16	SS-FMA-DFF4-MM16	2.54(64.5)	1.50 (38.1)	0.19 (4.8)	20000 (1379)
DFF6	MM4	SS-FMA-DFF6-MM4	1.82(46.3)	0.75 (19.1)	0.11 (2.8)	20000 (1379)
DFF6	MM6	SS-FMA-DFF6-MM6	1.89(47.9)	0.75 (19.1)	0.20 (5.2)	20000 (1379)
DFF6	MM9	SS-FMA-DFF6-MM9	1.94(49.4)	0.94 (23.8)	0.25 (6.4)	20000 (1379)
DFF6	MM12	SS-FMA-DFF6-MM12	2.01(51.0)	1.19 (30.2)	0.25 (6.4)	20000 (1379)
DFF6	MM16	SS-FMA-DFF6-MM16	2.51(63.7)	1.50 (38.1)	0.25 (6.4)	20000 (1379)
DFF8	MM4	SS-FMA-DFF8-MM4	1.93(49.1)	1.00 (25.4)	0.11 (2.8)	20000 (1379)
DFF8	MM6	SS-FMA-DFF8-MM6	2.12(53.8)	1.00 (25.4)	0.20 (5.2)	20000 (1379)
DFF8	MM9	SS-FMA-DFF8-MM9	2.24(57.0)	1.00 (25.4)	0.31 (7.9)	20000 (1379)
DFF8	MM12	SS-FMA-DFF8-MM12	2.24(57.0)	1.19 (30.2)	0.37 (9.5)	20000 (1379)
DFF8	MM16	SS-FMA-DFF8-MM16	2.68(68.1)	1.50 (38.1)	0.37 (9.5)	20000 (1379)

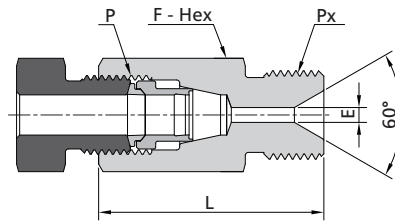
Fittings
Tubing
Quick Couplings
Line Filters
Valves
Sour Service Products
Subsea Valves
Tools and Installation Instructions
Technical Information
Part Number Crossover Charts

Female 20D Series to Male 20D Series



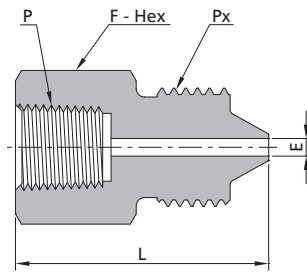
Female 20D Series			Male 20D Series			
P-Connection	Px-Connection	Ordering Number	Dimensions, in. (mm)			Working Pressure psig (bar)
			L	F	E	
DFF2	DFM2	SS-FMA-DFF2-DFM2	1.34(34.0)	0.50 (12.7)	0.09 (2.4)	20000 (1379)
DFF2	DFM4	SS-FMA-DFF2-DFM4	1.40(35.6)	0.63 (15.9)	0.09 (2.4)	20000 (1379)
DFF2	DFM6	SS-FMA-DFF2-DFM6	1.37(34.7)	0.75 (19.1)	0.09 (2.4)	20000 (1379)
DFF2	DFM8	SS-FMA-DFF2-DFM8	1.63(41.4)	0.94 (23.8)	0.09 (2.4)	20000 (1379)
DFF4	DFM2	SS-FMA-DFF4-DFM2	1.72(43.7)	0.63 (15.9)	0.09 (2.4)	20000 (1379)
DFF4	DFM4	SS-FMA-DFF4-DFM4	1.78(45.3)	0.63 (15.9)	0.19 (4.8)	20000 (1379)
DFF4	DFM6	SS-FMA-DFF4-DFM6	1.75(44.4)	0.75 (19.1)	0.19 (4.8)	20000 (1379)
DFF4	DFM8	SS-FMA-DFF4-DFM8	1.83(46.4)	0.94 (23.8)	0.19 (4.8)	20000 (1379)
DFF6	DFM2	SS-FMA-DFF6-DFM2	1.81(46.1)	0.75 (19.1)	0.09 (2.4)	20000 (1379)
DFF6	DFM4	SS-FMA-DFF6-DFM4	1.94(49.3)	0.75 (19.1)	0.19 (4.8)	20000 (1379)
DFF6	DFM6	SS-FMA-DFF6-DFM6	1.91(48.4)	0.75 (19.1)	0.25 (6.4)	20000 (1379)
DFF6	DFM8	SS-FMA-DFF6-DFM8	1.92(48.8)	0.94 (23.8)	0.25 (6.4)	20000 (1379)
DFF8	DFM2	SS-FMA-DFF8-DFM2	1.93(48.9)	1.00 (25.4)	0.09 (2.4)	20000 (1379)
DFF8	DFM4	SS-FMA-DFF8-DFM4	2.05(52.1)	1.00 (25.4)	0.19 (4.8)	20000 (1379)
DFF8	DFM6	SS-FMA-DFF8-DFM6	2.07(52.7)	1.00 (25.4)	0.25 (6.4)	20000 (1379)
DFF8	DFM8	SS-FMA-DFF8-DFM8	2.15(54.7)	1.00 (25.4)	0.37 (9.5)	20000 (1379)

Female 20D Series to Male Type "M"



Female 20D Series			Male Type "M"			
P-Connection	Px-Connection	Ordering Number	Dimensions, in. (mm)			Working Pressure psig (bar)
			L	F	E	
DFF2	TM9	SS-FMA-DFF2-TM9	1.22(31.0)	0.63 (15.9)	0.09 (2.4)	20000 (1379)
DFF2	TM12	SS-FMA-DFF2-TM12	1.28(32.6)	0.75 (19.1)	0.09 (2.4)	20000 (1379)
DFF4	TM9	SS-FMA-DFF4-TM9	1.54(39.1)	0.63 (15.9)	0.09 (2.4)	20000 (1379)
DFF4	TM12	SS-FMA-DFF4-TM12	1.60(40.7)	0.75 (19.1)	0.19 (4.8)	20000 (1379)
DFF4	TM14	SS-FMA-DFF4-TM14	1.79(45.5)	1.00 (25.4)	0.15 (3.8)	20000 (1379)
DFF6	TM9	SS-FMA-DFF6-TM9	1.63(41.5)	0.75 (19.1)	0.09 (2.4)	20000 (1379)
DFF6	TM12	SS-FMA-DFF6-TM12	1.76(44.7)	0.75 (19.1)	0.25 (6.4)	20000 (1379)
DFF6	TM14	SS-FMA-DFF6-TM14	1.89(47.9)	1.00 (25.4)	0.15 (3.8)	20000 (1379)
DFF6	TM16	SS-FMA-DFF6-TM16	1.76(44.7)	1.00 (25.4)	0.25 (6.4)	20000 (1379)
DFF8	TM9	SS-FMA-DFF8-TM9	1.81(45.9)	1.00 (25.4)	0.09 (2.4)	20000 (1379)
DFF8	TM12	SS-FMA-DFF8-TM12	1.81(45.9)	1.00 (25.4)	0.29 (7.4)	20000 (1379)
DFF8	TM14	SS-FMA-DFF8-TM14	2.00(50.7)	1.00 (25.4)	0.15 (3.8)	20000 (1379)
DFF8	TM16	SS-FMA-DFF8-TM16	1.93(49.1)	1.00 (25.4)	0.37 (9.5)	20000 (1379)
DFF8	TM21	SS-FMA-DFF8-TM21	1.93(49.1)	1.37 (34.9)	0.37 (9.5)	20000 (1379)

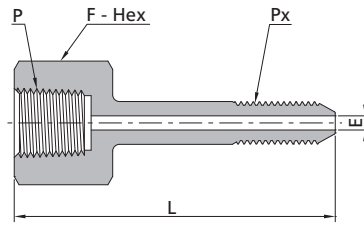
Female NPT to Male High Pressure



Female NPT			Male High Pressure			
P-Connection	Px-Connection	Ordering Number	Dimensions, in. (mm)			Working Pressure psig (bar)
			L	F	E	
FNS2	HM4	SS-FMA-FNS2-HM4	1.19 (30.2)	0.63 (15.9)	0.08 (2.1)	15000 (1034)
FNS2	HM6	SS-FMA-FNS2-HM6	1.37 (34.9)	0.81 (20.6)	0.13 (3.2)	15000 (1034)
FNS2	HM9	SS-FMA-FNS2-HM9	1.63 (41.3)	1.19 (30.2)	0.19 (4.8)	15000 (1034)
FNS4	HM4	SS-FMA-FNS4-HM4	1.37 (34.9)	0.94 (23.8)	0.08 (2.1)	15000 (1034)
FNS4	HM6	SS-FMA-FNS4-HM6	1.63 (41.3)	0.94 (23.8)	0.13 (3.2)	15000 (1034)
FNS4	HM9	SS-FMA-FNS4-HM9	1.75 (44.5)	1.19 (30.2)	0.19 (4.8)	15000 (1034)
FNS6	HM4	SS-FMA-FNS6-HM4	1.44 (36.5)	1.13 (28.6)	0.08 (2.1)	15000 (1034)
FNS6	HM6	SS-FMA-FNS6-HM6	1.69 (42.9)	1.13 (28.6)	0.13 (3.2)	15000 (1034)
FNS6	HM9	SS-FMA-FNS6-HM9	1.81 (46.0)	1.19 (30.2)	0.19 (4.8)	15000 (1034)
FNS8	HM4	SS-FMA-FNS8-HM4	1.69 (42.9)	1.37 (34.9)	0.08 (2.1)	15000 (1034)
FNS8	HM6	SS-FMA-FNS8-HM6	1.94 (49.2)	1.37 (34.9)	0.13 (3.2)	15000 (1034)
FNS8	HM9	SS-FMA-FNS8-HM9	2.13 (54.0)	1.37 (34.9)	0.19 (4.8)	15000 (1034)
FNS12	HM4	SS-FMA-FNS12-HM4	1.75 (44.5)	1.50 (38.1)	0.08 (2.1)	10000 (690)
FNS12	HM6	SS-FMA-FNS12-HM6	2.00 (50.8)	1.50 (38.1)	0.13 (3.2)	10000 (690)
FNS12	HM9	SS-FMA-FNS12-HM9	2.19 (55.6)	1.50 (38.1)	0.19 (4.8)	10000 (690)
FNS16	HM4	SS-FMA-FNS16-HM4	2.00 (50.8)	1.75 (44.5)	0.08 (2.1)	10000 (690)
FNS16	HM6	SS-FMA-FNS16-HM6	2.25 (57.2)	1.75 (44.5)	0.13 (3.2)	10000 (690)
FNS16	HM9	SS-FMA-FNS16-HM9	2.44 (61.9)	1.75 (44.5)	0.19 (4.8)	10000 (690)

- Fittings
- Tubing
- Quick Couplings
- Line Filters
- Valves
- Sour Service Products
- Subsea Valves
- Tools and Installation Instructions
- Technical Information
- Part Number Crossover Charts

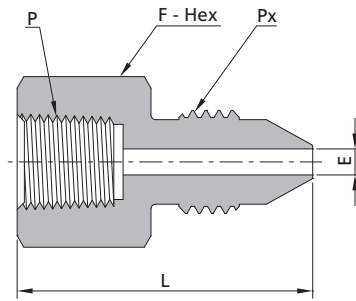
Female NPT to High Pressure Coned and Threaded Nipples



Female NPT			High Pressure Coned and Threaded Nipples			
P-Connection	Px-Connection	Ordering Number	Dimensions, in. (mm)			Working Pressure psig (bar)
			L	F	E	
FNS2	HCT4	SS-FMA-FNS2-HCT4	1.87 (47.6)	0.63 (15.9)	0.08 (2.1)	15000 (1034)
FNS2	HCT6	SS-FMA-FNS2-HCT6	2.19 (55.6)	0.63 (15.9)	0.13 (3.2)	15000 (1034)
FNS4	HCT4	SS-FMA-FNS4-HCT4	2.13 (54.0)	0.94 (23.8)	0.08 (2.1)	15000 (1034)
FNS4	HCT6	SS-FMA-FNS4-HCT6	2.50 (63.5)	0.94 (23.8)	0.13 (3.2)	15000 (1034)
FNS4	HCT9	SS-FMA-FNS4-HCT9	3.06 (77.8)	0.94 (23.8)	0.19 (4.8)	15000 (1034)
FNS6	HCT4	SS-FMA-FNS6-HCT4	2.13 (54.0)	1.13 (28.6)	0.08 (2.1)	15000 (1034)
FNS6	HCT6	SS-FMA-FNS6-HCT6	2.50 (63.5)	1.13 (28.6)	0.13 (3.2)	15000 (1034)
FNS6	HCT9	SS-FMA-FNS6-HCT9	3.13 (79.4)	1.13 (28.6)	0.19 (4.8)	15000 (1034)
FNS8	HCT4	SS-FMA-FNS8-HCT4	2.37 (60.3)	1.37 (34.9)	0.08 (2.1)	15000 (1034)
FNS8	HCT6	SS-FMA-FNS8-HCT6	2.75 (69.9)	1.37 (34.9)	0.13 (3.2)	15000 (1034)
FNS8	HCT9	SS-FMA-FNS8-HCT9	3.31 (84.2)	1.37 (34.9)	0.19 (4.8)	15000 (1034)
FNS12	HCT4	SS-FMA-FNS12-HCT4	2.44 (61.9)	1.50 (38.1)	0.08 (2.1)	10000 (690)
FNS12	HCT6	SS-FMA-FNS12-HCT6	2.81 (71.4)	1.50 (38.1)	0.13 (3.2)	10000 (690)
FNS12	HCT9	SS-FMA-FNS12-HCT9	3.38 (85.8)	1.50 (38.1)	0.19 (4.8)	10000 (690)
FNS16	HCT4	SS-FMA-FNS16-HCT4	2.69 (68.3)	1.75 (44.5)	0.08 (2.1)	10000 (690)
FNS16	HCT6	SS-FMA-FNS16-HCT6	3.10 (78.8)	1.75 (44.5)	0.13 (3.2)	10000 (690)
FNS16	HCT9	SS-FMA-FNS16-HCT9	3.69 (93.8)	1.75 (44.5)	0.19 (4.8)	10000 (690)

Fittings
Tubing
Quick Couplings
Line Filters
Valves
Sour Service Products
Subsea Valves
Tools and Installation Instructions
Technical Information
Part Number Crossover Charts

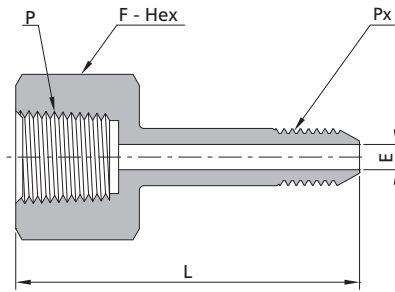
Female NPT to Male Medium Pressure



Female NPT			Male Medium Pressure			
P-Connection	Px-Connection	Ordering Number	Dimensions, in. (mm)			Working Pressure psig (bar)
			L	F	E	
FNS2	MM4	SS-FMA-FNS2-MM4	1.25 (31.8)	0.63 (15.9)	0.11 (2.8)	15000 (1034)
FNS2	MM6	SS-FMA-FNS2-MM6	1.37 (34.9)	0.63 (15.9)	0.20 (5.2)	15000 (1034)
FNS2	MM9	SS-FMA-FNS2-MM9	1.50 (38.1)	0.94 (23.8)	0.31 (7.9)	15000 (1034)
FNS2	MM12	SS-FMA-FNS2-MM12	1.75 (44.5)	1.19 (30.2)	0.31 (7.9)	15000 (1034)
FNS2	MM16	SS-FMA-FNS2-MM16	2.37 (60.3)	1.50 (38.1)	0.31 (7.9)	15000 (1034)
FNS4	MM4	SS-FMA-FNS4-MM4	1.50 (38.0)	0.94 (23.8)	0.11 (2.8)	15000 (1034)
FNS4	MM6	SS-FMA-FNS4-MM6	1.63 (41.3)	0.94 (23.8)	0.20 (5.2)	15000 (1034)
FNS4	MM9	SS-FMA-FNS4-MM9	1.75 (44.5)	0.94 (23.8)	0.31 (7.9)	15000 (1034)
FNS4	MM12	SS-FMA-FNS4-MM12	1.87 (47.6)	1.19 (30.2)	0.41 (10.4)	15000 (1034)
FNS4	MM16	SS-FMA-FNS4-MM16	2.37 (60.3)	1.50 (38.1)	0.41 (10.4)	15000 (1034)
FNS6	MM4	SS-FMA-FNS6-MM4	1.50 (38.1)	1.13 (28.6)	0.11 (2.8)	15000 (1034)
FNS6	MM6	SS-FMA-FNS6-MM6	1.69 (42.9)	1.13 (28.6)	0.20 (5.2)	15000 (1034)
FNS6	MM9	SS-FMA-FNS6-MM9	1.81 (46.0)	1.13 (28.6)	0.31 (7.9)	15000 (1034)
FNS6	MM12	SS-FMA-FNS6-MM12	2.00 (50.8)	1.19 (30.2)	0.44 (11.1)	15000 (1034)
FNS6	MM16	SS-FMA-FNS6-MM16	2.37 (60.3)	1.50 (38.1)	0.56 (14.3)	15000 (1034)
FNS8	MM4	SS-FMA-FNS8-MM4	1.75 (44.5)	1.37 (34.9)	0.11 (2.8)	15000 (1034)
FNS8	MM6	SS-FMA-FNS8-MM6	1.87 (47.6)	1.37 (34.9)	0.20 (5.2)	15000 (1034)
FNS8	MM9	SS-FMA-FNS8-MM9	2.06 (52.4)	1.37 (34.9)	0.31 (7.9)	15000 (1034)
FNS8	MM12	SS-FMA-FNS8-MM12	2.19 (55.6)	1.37 (34.9)	0.44 (11.1)	15000 (1034)
FNS8	MM16	SS-FMA-FNS8-MM16	2.56 (65.1)	1.50 (38.1)	0.56 (14.3)	15000 (1034)
FNS12	MM4	SS-FMA-FNS12-MM4	1.81 (46.0)	1.50 (38.1)	0.11 (2.8)	10000 (690)
FNS12	MM6	SS-FMA-FNS12-MM6	1.94 (49.2)	1.50 (38.1)	0.20 (5.2)	10000 (690)
FNS12	MM9	SS-FMA-FNS12-MM9	2.13 (54.0)	1.50 (38.1)	0.31 (7.9)	10000 (690)
FNS12	MM12	SS-FMA-FNS12-MM12	2.31 (58.7)	1.50 (38.1)	0.44 (11.1)	10000 (690)
FNS12	MM16	SS-FMA-FNS12-MM16	2.75 (69.9)	1.50 (38.1)	0.56 (14.3)	10000 (690)
FNS16	MM4	SS-FMA-FNS16-MM4	2.06 (52.4)	1.75 (44.5)	0.11 (2.8)	10000 (690)
FNS16	MM6	SS-FMA-FNS16-MM6	2.19 (55.6)	1.75 (44.5)	0.20 (5.2)	10000 (690)
FNS16	MM9	SS-FMA-FNS16-MM9	2.44 (61.9)	1.75 (44.5)	0.31 (7.9)	10000 (690)
FNS16	MM12	SS-FMA-FNS16-MM12	2.56 (63.5)	1.75 (44.5)	0.44 (11.1)	10000 (690)
FNS16	MM16	SS-FMA-FNS16-MM16	3.06 (77.8)	1.75 (44.5)	0.56 (14.3)	10000 (690)

Fittings
Tubing
Quick Couplings
Line Filters
Valves
Sour Service Products
Subsea Valves
Tools and Installation Instructions
Technical Information
Part Number Crossover Charts

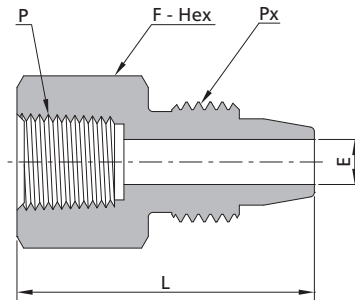
Female NPT to Medium Pressure Coned and Threaded Nipples



Female NPT			Medium Pressure Coned and Threaded Nipples			
P-Connection	Px-Connection	Ordering Number	Dimensions, in. (mm)			Working Pressure psig (bar)
			L	F	E	
FNS2	MCT4	SS-FMA-FNS2-MCT4	1.50 (38.1)	0.63 (15.9)	0.11 (2.8)	15000 (1034)
FNS2	MCT6	SS-FMA-FNS2-MCT6	1.75 (44.5)	0.63 (15.9)	0.20 (5.2)	15000 (1034)
FNS2	MCT9	SS-FMA-FNS2-MCT9	1.94 (49.2)	0.63 (15.9)	0.31 (7.9)	15000 (1034)
FNS2	MCT12	SS-FMA-FNS2-MCT12	2.13 (54.0)	0.87 (22.2)	0.31 (7.9)	15000 (1034)
FNS2	MCT16	SS-FMA-FNS2-MCT16	2.81 (71.4)	1.13 (28.6)	0.31 (7.9)	15000 (1034)
FNS4	MCT4	SS-FMA-FNS4-MCT4	1.75 (44.5)	0.94 (23.8)	0.11 (2.8)	15000 (1034)
FNS4	MCT6	SS-FMA-FNS4-MCT6	2.00 (50.8)	0.94 (23.8)	0.20 (5.2)	15000 (1034)
FNS4	MCT9	SS-FMA-FNS4-MCT9	2.19 (55.6)	0.94 (23.8)	0.31 (7.9)	15000 (1034)
FNS4	MCT12	SS-FMA-FNS4-MCT12	2.44 (61.9)	0.94 (23.8)	0.41 (10.4)	15000 (1034)
FNS4	MCT16	SS-FMA-FNS4-MCT16	2.94 (74.6)	1.13 (28.6)	0.41 (10.4)	15000 (1034)
FNS6	MCT6	SS-FMA-FNS6-MCT6	2.06 (52.4)	1.13 (28.6)	0.20 (5.2)	15000 (1034)
FNS6	MCT9	SS-FMA-FNS6-MCT9	2.25 (57.2)	1.13 (28.6)	0.31 (7.9)	15000 (1034)
FNS6	MCT12	SS-FMA-FNS6-MCT12	2.50 (63.5)	1.13 (28.6)	0.44 (11.1)	15000 (1034)
FNS6	MCT16	SS-FMA-FNS6-MCT16	3.00 (76.2)	1.13 (28.6)	0.56 (14.3)	15000 (1034)
FNS8	MCT9	SS-FMA-FNS8-MCT9	2.50 (63.5)	1.37 (34.9)	0.31 (7.9)	15000 (1034)
FNS8	MCT12	SS-FMA-FNS8-MCT12	2.75 (69.9)	1.37 (34.9)	0.44 (11.1)	15000 (1034)
FNS8	MCT16	SS-FMA-FNS8-MCT16	3.25 (82.6)	1.37 (34.9)	0.56 (14.3)	15000 (1034)
FNS12	MCT9	SS-FMA-FNS12-MCT9	2.56 (65.1)	1.50 (38.1)	0.31 (7.9)	10000 (690)
FNS12	MCT12	SS-FMA-FNS12-MCT12	2.81 (71.4)	1.50 (38.1)	0.44 (11.1)	10000 (690)
FNS12	MCT16	SS-FMA-FNS12-MCT16	3.39 (86.0)	1.50 (38.1)	0.56 (14.3)	10000 (690)
FNS16	MCT12	SS-FMA-FNS16-MCT12	3.13 (79.4)	1.75 (44.5)	0.44 (11.1)	10000 (690)
FNS16	MCT16	SS-FMA-FNS16-MCT16	3.63 (92.2)	1.75 (44.5)	0.56 (14.3)	10000 (690)

Fittings
Tubing
Quick Couplings
Line Filters
Valves
Sour Service Products
Subsea Valves
Tools and Installation Instructions
Technical Information
Part Number Crossover Charts

Female NPT to Male 20D Series

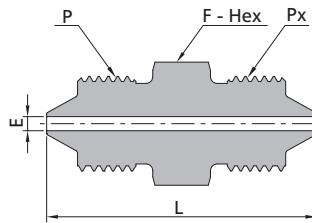


Female NPT			Male 20D Series			
P-Connection	Px-Connection	Ordering Number	Dimensions, in. (mm)			Working Pressure psig (bar)
			L	F	E	
FNS2	DFM2	SS-FMA-FNS2-DFM2	1.24 (31.6)	0.63 (15.9)	0.09 (2.4)	15000 (1034)
FNS2	DFM4	SS-FMA-FNS2-DFM4	1.37 (34.7)	0.63 (15.9)	0.19 (4.8)	15000 (1034)
FNS2	DFM6	SS-FMA-FNS2-DFM6	1.39 (35.4)	0.75 (19.1)	0.25 (6.4)	15000 (1034)
FNS2	DFM8	SS-FMA-FNS2-DFM8	1.47 (37.4)	0.94 (23.8)	0.37 (9.5)	15000 (1034)
FNS4	DFM2	SS-FMA-FNS4-DFM2	1.43 (36.3)	0.94 (23.8)	0.09 (2.4)	15000 (1034)
FNS4	DFM4	SS-FMA-FNS4-DFM4	1.62 (41.1)	0.94 (23.8)	0.19 (4.8)	15000 (1034)
FNS4	DFM6	SS-FMA-FNS4-DFM6	1.65 (41.8)	0.94 (23.8)	0.25 (6.4)	15000 (1034)
FNS4	DFM8	SS-FMA-FNS4-DFM8	1.72 (43.8)	0.94 (23.8)	0.37 (9.5)	15000 (1034)
FNS6	DFM2	SS-FMA-FNS6-DFM2	1.56 (39.5)	1.13 (28.6)	0.09 (2.4)	15000 (1034)
FNS6	DFM4	SS-FMA-FNS6-DFM4	1.68 (42.7)	1.13 (28.6)	0.19 (4.8)	15000 (1034)
FNS6	DFM6	SS-FMA-FNS6-DFM6	1.71 (43.4)	1.13 (28.6)	0.25 (6.4)	15000 (1034)
FNS6	DFM8	SS-FMA-FNS6-DFM8	1.85 (47.0)	1.13 (28.6)	0.37 (9.5)	15000 (1034)
FNS8	DFM2	SS-FMA-FNS8-DFM2	1.74 (44.3)	1.37 (34.9)	0.09 (2.4)	15000 (1034)
FNS8	DFM4	SS-FMA-FNS8-DFM4	1.87 (47.5)	1.37 (34.9)	0.19 (4.8)	15000 (1034)
FNS8	DFM6	SS-FMA-FNS8-DFM6	1.96 (49.7)	1.37 (34.9)	0.25 (6.4)	15000 (1034)
FNS8	DFM8	SS-FMA-FNS8-DFM8	2.04 (51.7)	1.37 (34.9)	0.37 (9.5)	15000 (1034)
FNS12	DFM2	SS-FMA-FNS12-DFM2	1.81 (45.9)	1.50 (38.1)	0.09 (2.4)	10000 (690)
FNS12	DFM4	SS-FMA-FNS12-DFM4	1.99 (50.6)	1.50 (38.1)	0.19 (4.8)	10000 (690)
FNS12	DFM6	SS-FMA-FNS12-DFM6	2.02 (51.3)	1.50 (38.1)	0.25 (6.4)	10000 (690)
FNS12	DFM8	SS-FMA-FNS12-DFM8	2.10 (53.3)	1.50 (38.1)	0.37 (9.5)	10000 (690)
FNS16	DFM2	SS-FMA-FNS16-DFM2	2.12 (53.8)	1.75 (44.5)	0.09 (2.4)	10000 (690)
FNS16	DFM4	SS-FMA-FNS16-DFM4	2.24 (57.0)	1.75 (44.5)	0.19 (4.8)	10000 (690)
FNS16	DFM6	SS-FMA-FNS16-DFM6	2.27 (57.7)	1.75 (44.5)	0.25 (6.4)	10000 (690)
FNS16	DFM8	SS-FMA-FNS16-DFM8	2.35 (59.7)	1.75 (44.5)	0.37 (9.5)	10000 (690)

Fittings
Tubing
Quick Couplings
Line Filters
Valves
Sour Service Products
Subsea Valves
Tools and Installation Instructions
Technical Information
Part Number Crossover Charts

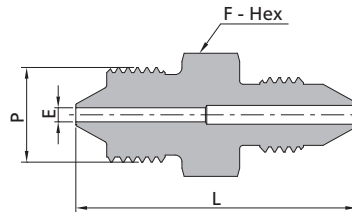
Male to Male - MMA

Male High Pressure to Male High Pressure



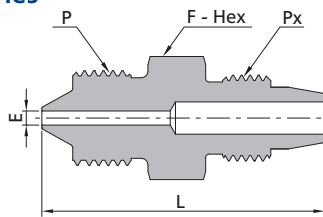
Male High Pressure			Male High Pressure			
P-Connection	Px-Connection	Ordering Number	Dimensions, in. (mm)			Working Pressure psig (bar)
			L	F	E	
HM4	HM4	SS-MMA-HM4	1.63 (41.3)	0.63 (15.9)	0.08 (2.1)	60000 (4137)
HM6	HM4	SS-MMA-HM6-HM4	1.94 (49.2)	0.81 (20.6)	0.08 (2.1)	60000 (4137)
HM6	HM6	SS-MMA-HM6	2.19 (55.6)	0.81 (20.6)	0.13 (3.2)	60000 (4137)
HM9	HM4	SS-MMA-HM9-HM4	2.19 (55.6)	1.19 (30.2)	0.08 (2.1)	60000 (4137)
HM9	HM6	SS-MMA-HM9-HM6	2.50 (63.5)	1.19 (30.2)	0.13 (3.2)	60000 (4137)
HM9	HM9	SS-MMA-HM9	2.63 (66.7)	1.19 (30.2)	0.19 (4.8)	60000 (4137)

Male High Pressure to Male Medium Pressure



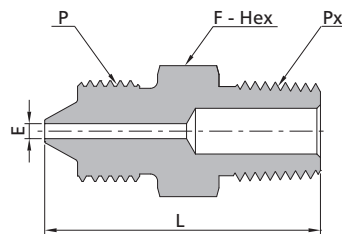
Male High Pressure			Male Medium Pressure			
P-Connection	Px-Connection	Ordering Number	Dimensions, in. (mm)			Working Pressure psig (bar)
			L	F	E	
HM4	MM4	SS-MMA-HM4-MM4	1.69 (42.9)	0.63 (15.9)	0.08 (2.1)	20000 (1379)
HM4	MM6	SS-MMA-HM4-MM6	1.81 (46.0)	0.63 (15.9)	0.08 (2.1)	20000 (1379)
HM4	MM9	SS-MMA-HM4-MM9	2.06 (52.4)	0.94 (23.8)	0.08 (2.1)	20000 (1379)
HM4	MM12	SS-MMA-HM4-MM12	2.37 (60.3)	1.19 (30.2)	0.08 (2.1)	20000 (1379)
HM4	MM16	SS-MMA-HM4-MM16	2.94 (74.6)	1.50 (38.1)	0.08 (2.1)	20000 (1379)
HM6	MM4	SS-MMA-HM6-MM4	2.00 (50.8)	0.81 (20.6)	0.11 (2.8)	20000 (1379)
HM6	MM6	SS-MMA-HM6-MM6	2.13 (54.0)	0.81 (20.6)	0.13 (3.2)	20000 (1379)
HM6	MM9	SS-MMA-HM6-MM9	2.37 (60.3)	0.94 (23.8)	0.13 (3.2)	20000 (1379)
HM6	MM12	SS-MMA-HM6-MM12	2.63 (66.7)	1.19 (30.2)	0.13 (3.2)	20000 (1379)
HM6	MM16	SS-MMA-HM6-MM16	3.13 (79.4)	1.50 (38.1)	0.13 (3.2)	20000 (1379)
HM9	MM4	SS-MMA-HM9-MM4	2.25 (57.2)	1.19 (30.2)	0.11 (2.8)	20000 (1379)
HM9	MM6	SS-MMA-HM9-MM6	2.44 (61.9)	1.19 (30.2)	0.19 (4.8)	20000 (1379)
HM9	MM9	SS-MMA-HM9-MM9	2.63 (66.7)	1.19 (30.2)	0.19 (4.8)	20000 (1379)
HM9	MM12	SS-MMA-HM9-MM12	2.80 (71.0)	1.19 (30.2)	0.19 (4.8)	20000 (1379)
HM9	MM16	SS-MMA-HM9-MM16	3.31 (84.2)	1.50 (38.1)	0.19 (4.8)	20000 (1379)

Male High Pressure to Male 20D Series



Male High Pressure			Male 20D Series			
P-Connection	Px-Connection	Ordering Number	Dimensions, in. (mm)			Working Pressure psig (bar)
			L	F	E	
HM4	DFM2	SS-MMA-HM4-DFM2	1.60(40.6)	0.63 (15.9)	0.08 (2.1)	20000 (1379)
HM4	DFM4	SS-MMA-HM4-DFM4	1.75(44.5)	0.63 (15.9)	0.08 (2.1)	20000 (1379)
HM4	DFM6	SS-MMA-HM4-DFM6	1.81(45.9)	0.75 (19.1)	0.08 (2.1)	20000 (1379)
HM4	DFM8	SS-MMA-HM4-DFM8	2.02(51.2)	0.94 (23.8)	0.08 (2.1)	20000 (1379)
HM6	DFM2	SS-MMA-HM6-DFM2	1.93(49.0)	0.81 (20.6)	0.09 (2.4)	20000 (1379)
HM6	DFM4	SS-MMA-HM6-DFM4	2.08(52.9)	0.81 (20.6)	0.13 (3.2)	20000 (1379)
HM6	DFM6	SS-MMA-HM6-DFM6	2.10(53.3)	0.81 (20.6)	0.13 (3.2)	20000 (1379)
HM6	DFM8	SS-MMA-HM6-DFM8	2.37(60.1)	0.94 (23.8)	0.13 (3.2)	20000 (1379)
HM9	DFM2	SS-MMA-HM9-DFM2	2.24(56.8)	1.19 (30.2)	0.09 (2.4)	20000 (1379)
HM9	DFM4	SS-MMA-HM9-DFM4	2.39(60.7)	1.19 (30.2)	0.19 (4.8)	20000 (1379)
HM9	DFM6	SS-MMA-HM9-DFM6	2.41(61.1)	1.19 (30.2)	0.19 (4.8)	20000 (1379)
HM9	DFM8	SS-MMA-HM9-DFM8	2.54(64.4)	1.19 (30.2)	0.19 (4.8)	20000 (1379)

Male High Pressure to Male NPT



Male High Pressure			Male NPT			
P-Connection	Px-Connection	Ordering Number	Dimensions, in. (mm)			Working Pressure psig (bar)
			L	F	E	
HM4	NS2	SS-MMA-HM4-NS2	1.37 (34.9)	0.63 (15.9)	0.08 (2.1)	15000 (1034)
HM4	NS4	SS-MMA-HM4-NS4	1.56 (39.7)	0.63 (15.9)	0.08 (2.1)	15000 (1034)
HM4	NS6	SS-MMA-HM4-NS6	1.56 (39.7)	0.69 (17.5)	0.08 (2.1)	15000 (1034)
HM4	NS8	SS-MMA-HM4-NS8	1.81 (46.0)	0.87 (22.2)	0.08 (2.1)	15000 (1034)
HM4	NS12	SS-MMA-HM4-NS12	1.87 (47.6)	1.06 (27.0)	0.08 (2.1)	10000 (690)
HM4	NS16	SS-MMA-HM4-NS16	2.19 (55.6)	1.37 (34.9)	0.08 (2.1)	10000 (690)
HM6	NS2	SS-MMA-HM6-NS2	1.69 (42.9)	0.81 (20.6)	0.13 (3.2)	15000 (1034)
HM6	NS4	SS-MMA-HM6-NS4	1.87 (47.6)	0.81 (20.6)	0.13 (3.2)	15000 (1034)
HM6	NS6	SS-MMA-HM6-NS6	1.87 (47.6)	0.81 (20.6)	0.13 (3.2)	15000 (1034)
HM6	NS8	SS-MMA-HM6-NS8	2.06 (52.4)	0.87 (22.2)	0.13 (3.2)	15000 (1034)
HM6	NS12	SS-MMA-HM6-NS12	2.13 (54.0)	1.06 (27.0)	0.13 (3.2)	10000 (690)
HM6	NS16	SS-MMA-HM6-NS16	2.44 (61.9)	1.37 (34.9)	0.13 (3.2)	10000 (690)
HM9	NS2	SS-MMA-HM9-NS2	2.00 (50.8)	1.19 (30.2)	0.19 (4.8)	15000 (1034)
HM9	NS4	SS-MMA-HM9-NS4	2.13 (54.0)	1.19 (30.2)	0.19 (4.8)	15000 (1034)
HM9	NS6	SS-MMA-HM9-NS6	2.13 (54.0)	1.19 (30.2)	0.19 (4.8)	15000 (1034)
HM9	NS8	SS-MMA-HM9-NS8	2.37 (60.3)	1.19 (30.2)	0.19 (4.8)	15000 (1034)
HM9	NS12	SS-MMA-HM9-NS12	2.37 (60.3)	1.19 (30.2)	0.19 (4.8)	10000 (690)
HM9	NS16	SS-MMA-HM9-NS16	2.63 (66.7)	1.37 (34.9)	0.19 (4.8)	10000 (690)

Fittings

Tubing

Quick Couplings

Line Filters

Valves

Sour Service Products

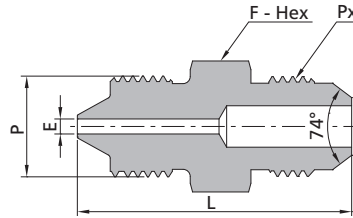
Subsea Valves

Tools and Installation Instructions

Technical Information

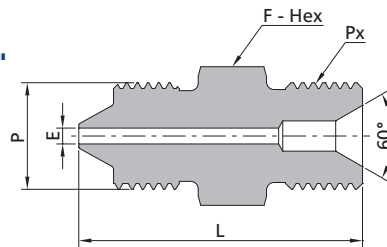
Part Number Crossover Charts

Male High Pressure to Male JIC



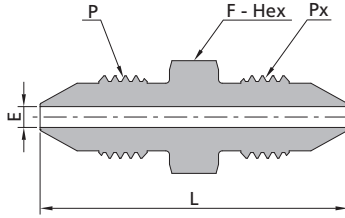
Male High Pressure			Male JIC			
P-Connection	Px-Connection	Ordering Number	Dimensions, in. (mm)			Working Pressure psig (bar)
			L	F	E	
HM4	JM4	SS-MMA-HM4-JM4	1.51 (38.4)	0.63 (15.9)	0.08 (2.1)	20000 (1379)
HM4	JM6	SS-MMA-HM4-JM6	1.56 (39.7)	0.63 (15.9)	0.08 (2.1)	20000 (1379)
HM4	JM8	SS-MMA-HM4-JM8	1.69 (42.9)	0.81 (20.6)	0.08 (2.1)	20000 (1379)
HM4	JM10	SS-MMA-HM4-JM10	1.81 (46.0)	0.94 (23.8)	0.08 (2.1)	20000 (1379)
HM4	JM12	SS-MMA-HM4-JM12	2.00 (50.8)	1.13 (28.6)	0.08 (2.1)	15000 (1034)
HM4	JM16	SS-MMA-HM4-JM16	2.13 (54.0)	1.37 (34.9)	0.08 (2.1)	15000 (1034)
HM6	JM4	SS-MMA-HM6-JM4	1.81 (46.0)	0.81 (20.6)	0.13 (3.2)	20000 (1379)
HM6	JM6	SS-MMA-HM6-JM6	1.81 (46.0)	0.81 (20.6)	0.13 (3.2)	20000 (1379)
HM6	JM8	SS-MMA-HM6-JM8	1.94 (49.2)	0.81 (20.6)	0.13 (3.2)	20000 (1379)
HM6	JM10	SS-MMA-HM6-JM10	2.06 (52.4)	0.94 (23.8)	0.13 (3.2)	20000 (1379)
HM6	JM12	SS-MMA-HM6-JM12	2.25 (57.2)	1.13 (28.6)	0.13 (3.2)	15000 (1034)
HM6	JM16	SS-MMA-HM6-JM16	2.37 (60.3)	1.37 (34.9)	0.13 (3.2)	15000 (1034)
HM9	JM4	SS-MMA-HM9-JM4	2.13 (54.0)	1.19 (30.2)	0.17 (4.4)	20000 (1379)
HM9	JM6	SS-MMA-HM9-JM6	2.13 (54.0)	1.19 (30.2)	0.19 (4.8)	20000 (1379)
HM9	JM8	SS-MMA-HM9-JM8	2.25 (57.2)	1.19 (30.2)	0.19 (4.8)	20000 (1379)
HM9	JM10	SS-MMA-HM9-JM10	2.37 (60.3)	1.19 (30.2)	0.19 (4.8)	20000 (1379)
HM9	JM12	SS-MMA-HM9-JM12	2.44 (61.9)	1.19 (30.2)	0.19 (4.8)	15000 (1034)
HM9	JM16	SS-MMA-HM9-JM16	2.56 (65.0)	1.37 (34.9)	0.19 (4.8)	15000 (1034)

Male High Pressure to Male Type "M"



Male High Pressure			Male Type "M"			
P-Connection	Px-Connection	Ordering Number	Dimensions, in. (mm)			Working Pressure psig (bar)
			L	F	E	
HM4	TM9	SS-MMA-HM4-TM9	1.46 (37.1)	0.63 (15.9)	0.08 (2.1)	60000 (4137)
HM4	TM12	SS-MMA-HM4-TM12	1.63 (41.4)	0.75 (19.1)	0.08 (2.1)	30000 (2068)
HM4	TM14	SS-MMA-HM4-TM14	1.83 (46.6)	1.00 (25.4)	0.08 (2.1)	50000 (3447)
HM4	TM16	SS-MMA-HM4-TM16	1.72 (43.7)	1.00 (25.4)	0.08 (2.1)	30000 (2068)
HM4	TM21	SS-MMA-HM4-TM21	1.84 (46.7)	1.37 (34.9)	0.08 (2.1)	20000 (1379)
HM6	TM9	SS-MMA-HM6-TM9	1.77 (44.9)	0.81 (20.6)	0.09 (2.4)	60000 (4137)
HM6	TM12	SS-MMA-HM6-TM12	1.90 (48.2)	0.81 (20.6)	0.13 (3.2)	30000 (2068)
HM6	TM14	SS-MMA-HM6-TM14	2.09 (53.0)	1.00 (25.4)	0.13 (3.2)	50000 (3447)
HM6	TM16	SS-MMA-HM6-TM16	1.97 (50.1)	1.00 (25.4)	0.13 (3.2)	30000 (2068)
HM6	TM21	SS-MMA-HM6-TM21	2.09 (53.1)	1.37 (34.9)	0.13 (3.2)	20000 (1379)
HM9	TM9	SS-MMA-HM9-TM9	2.07 (52.6)	1.19 (30.2)	0.09 (2.4)	60000 (4137)
HM9	TM12	SS-MMA-HM9-TM12	2.20 (55.9)	1.19 (30.2)	0.19 (4.8)	30000 (2068)
HM9	TM14	SS-MMA-HM9-TM14	2.33 (59.1)	1.19 (30.2)	0.15 (3.8)	50000 (3447)
HM9	TM16	SS-MMA-HM9-TM16	2.21 (56.2)	1.19 (30.2)	0.19 (4.8)	30000 (2068)
HM9	TM21	SS-MMA-HM9-TM21	2.26 (57.4)	1.37 (34.9)	0.19 (4.8)	20000 (1379)

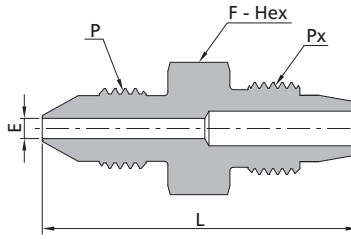
Male Medium Pressure to Male Medium Pressure



Male Medium Pressure			Male Medium Pressure			
P-Connection	Px-Connection	Ordering Number	Dimensions, in. (mm)			Working Pressure psig (bar)
			L	F	E	
MM4	MM4	SS-MMA-MM4	1.63 (41.3)	0.50 (12.7)	0.11 (2.8)	20000 (1379)
MM6	MM4	SS-MMA-MM6-MM4	1.87 (47.6)	0.63 (15.9)	0.11 (2.8)	20000 (1379)
MM6	MM6	SS-MMA-MM6	2.00 (50.8)	0.63 (15.9)	0.20 (5.2)	20000 (1379)
MM9	MM4	SS-MMA-MM9-MM4	2.13 (54.0)	0.94 (23.8)	0.11 (2.8)	20000 (1379)
MM9	MM6	SS-MMA-MM9-MM6	2.31 (58.7)	0.94 (23.8)	0.20 (5.2)	20000 (1379)
MM9	MM9	SS-MMA-MM9	2.50 (63.5)	0.94 (23.8)	0.31 (7.9)	20000 (1379)
MM12	MM4	SS-MMA-MM12-MM4	2.44 (61.9)	1.19 (30.2)	0.11 (2.8)	20000 (1379)
MM12	MM6	SS-MMA-MM12-MM6	2.56 (65.1)	1.19 (30.2)	0.20 (5.2)	20000 (1379)
MM12	MM9	SS-MMA-MM12-MM9	2.75 (69.9)	1.19 (30.2)	0.31 (7.9)	20000 (1379)
MM12	MM12	SS-MMA-MM12	2.94 (74.6)	1.19 (30.2)	0.44 (11.1)	20000 (1379)
MM16	MM4	SS-MMA-MM16-MM4	3.00 (76.2)	1.50 (38.1)	0.11 (2.8)	20000 (1379)
MM16	MM6	SS-MMA-MM16-MM6	3.13 (79.4)	1.50 (38.1)	0.20 (5.2)	20000 (1379)
MM16	MM9	SS-MMA-MM16-MM9	3.31 (84.2)	1.50 (38.1)	0.31 (7.9)	20000 (1379)
MM16	MM12	SS-MMA-MM16-MM12	3.44 (87.4)	1.50 (38.1)	0.44 (11.1)	20000 (1379)
MM16	MM16	SS-MMA-MM16	3.94 (100.2)	1.50 (38.1)	0.56 (14.3)	20000 (1379)

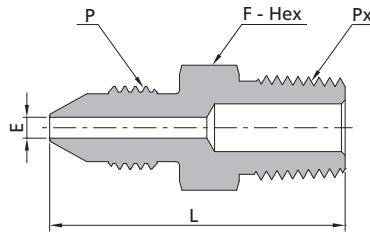
Fittings
Tubing
Quick Couplings
Line Filters
Valves
Sour Service Products
Subsea Valves
Tools and Installation Instructions
Technical Information
Part Number Crossover Charts

Male Medium Pressure to Male 20D Series



Male Medium Pressure				Male 20D Series			
P-Connection	Px-Connection	Ordering Number	Dimensions, in. (mm)			Working Pressure psig (bar)	
			L	F	E		
MM4	DFM2	SS-MMA-MM4-DFM2	1.62(41.2)	0.50 (12.7)	0.09 (2.4)	20000 (1379)	
MM4	DFM4	SS-MMA-MM4-DFM4	1.81(46.1)	0.63 (15.9)	0.11 (2.8)	20000 (1379)	
MM4	DFM6	SS-MMA-MM4-DFM6	1.87(47.5)	0.75 (19.1)	0.11 (2.8)	20000 (1379)	
MM4	DFM8	SS-MMA-MM4-DFM8	2.08(52.8)	0.94 (23.8)	0.11 (2.8)	20000 (1379)	
MM6	DFM2	SS-MMA-MM6-DFM2	1.81(45.9)	0.63 (15.9)	0.09 (2.4)	20000 (1379)	
MM6	DFM4	SS-MMA-MM6-DFM4	1.96(49.8)	0.63 (15.9)	0.19 (4.8)	20000 (1379)	
MM6	DFM6	SS-MMA-MM6-DFM6	2.02(51.2)	0.75 (19.1)	0.20 (5.2)	20000 (1379)	
MM6	DFM8	SS-MMA-MM6-DFM8	2.22(56.5)	0.94 (23.8)	0.20 (5.2)	20000 (1379)	
MM9	DFM2	SS-MMA-MM9-DFM2	2.11(53.7)	0.94 (23.8)	0.09 (2.4)	20000 (1379)	
MM9	DFM4	SS-MMA-MM9-DFM4	2.27(57.6)	0.94 (23.8)	0.19 (4.8)	20000 (1379)	
MM9	DFM6	SS-MMA-MM9-DFM6	2.28(58.0)	0.94 (23.8)	0.25 (6.4)	20000 (1379)	
MM9	DFM8	SS-MMA-MM9-DFM8	2.41(61.3)	0.94 (23.8)	0.31 (7.9)	20000 (1379)	
MM12	DFM2	SS-MMA-MM12-DFM2	2.38(60.5)	1.19 (30.2)	0.09 (2.4)	20000 (1379)	
MM12	DFM4	SS-MMA-MM12-DFM4	2.54(64.4)	1.19 (30.2)	0.19 (4.8)	20000 (1379)	
MM12	DFM6	SS-MMA-MM12-DFM6	2.55(64.8)	1.19 (30.2)	0.25 (6.4)	20000 (1379)	
MM12	DFM8	SS-MMA-MM12-DFM8	2.68(68.1)	1.19 (30.2)	0.37 (9.5)	20000 (1379)	
MM16	DFM2	SS-MMA-MM16-DFM2	2.93(74.3)	1.50 (38.1)	0.09 (2.4)	20000 (1379)	
MM16	DFM4	SS-MMA-MM16-DFM4	3.08(78.2)	1.50 (38.1)	0.19 (4.8)	20000 (1379)	
MM16	DFM6	SS-MMA-MM16-DFM6	3.09(78.6)	1.50 (38.1)	0.37 (9.5)	20000 (1379)	
MM16	DFM8	SS-MMA-MM16-DFM8	3.22(81.9)	1.50 (38.1)	0.37 (9.5)	20000 (1379)	

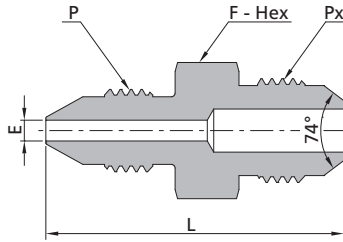
Male Medium Pressure to Male NPT



Male Medium Pressure			Male NPT			
P-Connection	Px-Connection	Ordering Number	Dimensions, in. (mm)			Working Pressure psig (bar)
			L	F	E	
MM4	NS2	SS-MMA-MM4-NS2	1.37 (34.9)	0.50 (12.7)	0.11 (2.8)	15000 (1034)
MM4	NS4	SS-MMA-MM4-NS4	1.56 (39.7)	0.56 (14.3)	0.11 (2.8)	15000 (1034)
MM4	NS6	SS-MMA-MM4-NS6	1.63 (41.3)	0.69 (17.5)	0.11 (2.8)	15000 (1034)
MM4	NS8	SS-MMA-MM4-NS8	1.87 (47.6)	0.87 (22.2)	0.11 (2.8)	15000 (1034)
MM4	NS12	SS-MMA-MM4-NS12	1.94 (49.2)	1.06 (27.0)	0.11 (2.8)	10000 (690)
MM4	NS16	SS-MMA-MM4-NS16	2.25 (57.2)	1.37 (34.9)	0.11 (2.8)	10000 (690)
MM6	NS2	SS-MMA-MM6-NS2	1.56 (39.7)	0.63 (15.9)	0.19 (4.8)	15000 (1034)
MM6	NS4	SS-MMA-MM6-NS4	1.75 (44.5)	0.63 (15.9)	0.20 (5.2)	15000 (1034)
MM6	NS6	SS-MMA-MM6-NS6	1.75 (44.5)	0.69 (17.5)	0.20 (5.2)	15000 (1034)
MM6	NS8	SS-MMA-MM6-NS8	2.00 (50.8)	0.87 (22.2)	0.20 (5.2)	15000 (1034)
MM6	NS12	SS-MMA-MM6-NS12	2.06 (52.4)	1.06 (27.0)	0.20 (5.2)	10000 (690)
MM6	NS16	SS-MMA-MM6-NS16	2.37 (60.3)	1.37 (34.9)	0.20 (5.2)	10000 (690)
MM9	NS2	SS-MMA-MM9-NS2	1.87 (47.6)	0.94 (23.8)	0.19 (4.8)	15000 (1034)
MM9	NS4	SS-MMA-MM9-NS4	2.06 (52.4)	0.94 (23.8)	0.25 (6.4)	15000 (1034)
MM9	NS6	SS-MMA-MM9-NS6	2.06 (52.4)	0.94 (23.8)	0.31 (7.9)	15000 (1034)
MM9	NS8	SS-MMA-MM9-NS8	2.25 (57.2)	0.94 (23.8)	0.31 (7.9)	15000 (1034)
MM9	NS12	SS-MMA-MM9-NS12	2.31 (58.7)	1.06 (27.0)	0.31 (7.9)	10000 (690)
MM9	NS16	SS-MMA-MM9-NS16	2.56 (65.1)	1.37 (34.9)	0.31 (7.9)	10000 (690)
MM12	NS2	SS-MMA-MM12-NS2	2.13 (54.0)	1.19 (30.2)	0.19 (4.8)	15000 (1034)
MM12	NS4	SS-MMA-MM12-NS4	2.31 (58.7)	1.19 (30.2)	0.25 (6.4)	15000 (1034)
MM12	NS6	SS-MMA-MM12-NS6	2.31 (58.7)	1.19 (30.2)	0.31 (7.9)	15000 (1034)
MM12	NS8	SS-MMA-MM12-NS8	2.50 (63.5)	1.19 (30.2)	0.38 (9.6)	15000 (1034)
MM12	NS12	SS-MMA-MM12-NS12	2.50 (63.5)	1.19 (30.2)	0.44 (11.1)	10000 (690)
MM12	NS16	SS-MMA-MM12-NS16	2.75 (69.9)	1.37 (34.9)	0.44 (11.1)	10000 (690)
MM16	NS2	SS-MMA-MM16-NS2	2.69 (68.3)	1.50 (38.1)	0.19 (4.8)	15000 (1034)
MM16	NS4	SS-MMA-MM16-NS4	2.81 (71.4)	1.50 (38.1)	0.25 (6.4)	15000 (1034)
MM16	NS6	SS-MMA-MM16-NS6	2.81 (71.4)	1.50 (38.1)	0.31 (7.9)	15000 (1034)
MM16	NS8	SS-MMA-MM16-NS8	3.06 (77.8)	1.50 (38.1)	0.38 (9.6)	15000 (1034)
MM16	NS12	SS-MMA-MM16-NS12	3.06 (82.6)	1.50 (38.1)	0.56 (14.3)	10000 (690)
MM16	NS16	SS-MMA-MM16-NS16	3.25 (82.6)	1.50 (38.1)	0.56 (14.3)	10000 (690)

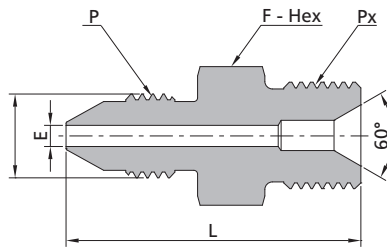
Fittings
Tubing
Quick Couplings
Line Filters
Valves
Sour Service Products
Subsea Valves
Tools and Installation Instructions
Technical Information
Part Number Crossover Charts

Male Medium Pressure to Male JIC



Male Medium Pressure			Male JIC			
P-Connection	Px-Connection	Ordering Number	Dimensions, in. (mm)			Working Pressure psig (bar)
			L	F	E	
MM4	JM4	SS-MMA-MM4-JM4	1.50 (38.1)	0.50 (12.7)	0.11 (2.8)	20000 (1379)
MM4	JM6	SS-MMA-MM4-JM6	1.63 (41.3)	0.63 (15.9)	0.11 (2.8)	20000 (1379)
MM4	JM8	SS-MMA-MM4-JM8	1.75 (44.5)	0.81 (20.6)	0.11 (2.8)	20000 (1379)
MM4	JM10	SS-MMA-MM4-JM10	1.87 (47.6)	0.94 (23.8)	0.11 (2.8)	20000 (1379)
MM4	JM12	SS-MMA-MM4-JM12	2.06 (52.4)	1.13 (28.6)	0.11 (2.8)	15000 (1034)
MM4	JM16	SS-MMA-MM4-JM16	2.19 (55.6)	1.37 (34.9)	0.11 (2.8)	15000 (1034)
MM6	JM4	SS-MMA-MM6-JM4	1.75 (44.5)	0.63 (15.9)	0.17 (4.4)	20000 (1379)
MM6	JM6	SS-MMA-MM6-JM6	1.75 (44.5)	0.63 (15.9)	0.20 (5.2)	20000 (1379)
MM6	JM8	SS-MMA-MM6-JM8	1.87 (47.6)	0.81 (20.6)	0.20 (5.2)	20000 (1379)
MM6	JM10	SS-MMA-MM6-JM10	2.06 (52.4)	0.94 (23.8)	0.20 (5.2)	20000 (1379)
MM6	JM12	SS-MMA-MM6-JM12	2.25 (57.2)	1.13 (28.6)	0.20 (5.2)	15000 (1034)
MM6	JM16	SS-MMA-MM6-JM16	2.37 (60.3)	1.37 (34.9)	0.20 (5.2)	15000 (1034)
MM9	JM4	SS-MMA-MM9-JM4	2.00 (50.8)	0.94 (23.8)	0.17 (4.4)	20000 (1379)
MM9	JM6	SS-MMA-MM9-JM6	2.01 (51.0)	0.94 (23.8)	0.23 (5.8)	20000 (1379)
MM9	JM8	SS-MMA-MM9-JM8	2.13 (54.0)	0.94 (23.8)	0.31 (7.9)	20000 (1379)
MM9	JM10	SS-MMA-MM9-JM10	2.25 (57.2)	0.94 (23.8)	0.31 (7.9)	20000 (1379)
MM9	JM12	SS-MMA-MM9-JM12	2.44 (61.9)	1.13 (28.6)	0.31 (7.9)	15000 (1034)
MM9	JM16	SS-MMA-MM9-JM16	2.56 (65.1)	1.37 (34.9)	0.31 (7.9)	15000 (1034)
MM12	JM4	SS-MMA-MM12-JM4	2.31 (58.7)	1.19 (30.2)	0.17 (4.4)	20000 (1379)
MM12	JM6	SS-MMA-MM12-JM6	2.31 (58.7)	1.19 (30.2)	0.23 (5.8)	20000 (1379)
MM12	JM8	SS-MMA-MM12-JM8	2.37 (60.3)	1.19 (30.2)	0.31 (7.9)	20000 (1379)
MM12	JM10	SS-MMA-MM12-JM10	2.50 (63.5)	1.19 (30.2)	0.37 (9.4)	20000 (1379)
MM12	JM12	SS-MMA-MM12-JM12	2.63 (66.7)	1.19 (30.2)	0.44 (11.1)	15000 (1034)
MM12	JM16	SS-MMA-MM12-JM16	2.69 (68.3)	1.37 (34.9)	0.44 (11.1)	15000 (1034)
MM16	JM4	SS-MMA-MM16-JM4	2.81 (71.4)	1.50 (38.1)	0.17 (4.4)	20000 (1379)
MM16	JM6	SS-MMA-MM16-JM6	2.81 (71.4)	1.50 (38.1)	0.23 (5.8)	20000 (1379)
MM16	JM8	SS-MMA-MM16-JM8	2.94 (74.6)	1.50 (38.1)	0.31 (7.9)	20000 (1379)
MM16	JM10	SS-MMA-MM16-JM10	3.06 (77.8)	1.50 (38.1)	0.37 (9.4)	20000 (1379)
MM16	JM12	SS-MMA-MM16-JM12	3.13 (79.4)	1.50 (38.1)	0.46 (11.6)	15000 (1034)
MM16	JM16	SS-MMA-MM16-JM16	3.19 (81.0)	1.50 (38.1)	0.56 (14.3)	15000 (1034)

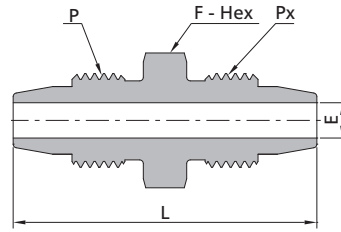
Male Medium Pressure to Male Type "M"



Male Medium Pressure			Male Type "M"			
P-Connection	Px-Connection	Ordering Number	Dimensions, in. (mm)			Working Pressure psig (bar)
			L	F	E	
MM4	TM9	SS-MMA-MM4-TM9	1.52 (38.7)	0.63 (15.9)	0.09 (2.4)	20000 (1379)
MM4	TM12	SS-MMA-MM4-TM12	1.69 (43.0)	0.75 (19.1)	0.11 (2.8)	20000 (1379)
MM4	TM14	SS-MMA-MM4-TM14	1.90 (48.2)	1.00 (25.4)	0.11 (2.8)	20000 (1379)
MM4	TM16	SS-MMA-MM4-TM16	1.78 (45.3)	1.00 (25.4)	0.11 (2.8)	20000 (1379)
MM4	TM21	SS-MMA-MM4-TM21	1.90 (48.3)	1.37 (34.9)	0.11 (2.8)	20000 (1379)
MM6	TM9	SS-MMA-MM6-TM9	1.67 (42.4)	0.63 (15.9)	0.09 (2.4)	20000 (1379)
MM6	TM12	SS-MMA-MM6-TM12	1.84 (46.7)	0.75 (19.1)	0.20 (5.2)	20000 (1379)
MM6	TM14	SS-MMA-MM6-TM14	2.04 (51.9)	1.00 (25.4)	0.15 (3.8)	20000 (1379)
MM6	TM16	SS-MMA-MM6-TM16	1.93 (49.0)	1.00 (25.4)	0.20 (5.2)	20000 (1379)
MM6	TM21	SS-MMA-MM6-TM21	2.05 (52.0)	1.37 (34.9)	0.20 (5.2)	20000 (1379)
MM9	TM9	SS-MMA-MM9-TM9	1.95 (49.6)	0.94 (23.8)	0.09 (2.4)	20000 (1379)
MM9	TM12	SS-MMA-MM9-TM12	2.08 (52.9)	0.94 (23.8)	0.29 (7.4)	20000 (1379)
MM9	TM14	SS-MMA-MM9-TM14	2.23 (56.7)	1.00 (25.4)	0.15 (3.8)	20000 (1379)
MM9	TM16	SS-MMA-MM9-TM16	2.12 (53.8)	1.00 (25.4)	0.31 (7.9)	20000 (1379)
MM9	TM21	SS-MMA-MM9-TM21	2.24 (56.8)	1.37 (34.9)	0.31 (7.9)	20000 (1379)
MM12	TM9	SS-MMA-MM12-TM9	2.22 (56.3)	1.19 (30.2)	0.09 (2.4)	20000 (1379)
MM12	TM12	SS-MMA-MM12-TM12	2.35 (59.6)	1.19 (30.2)	0.29 (7.4)	20000 (1379)
MM12	TM14	SS-MMA-MM12-TM14	2.47 (62.8)	1.19 (30.2)	0.15 (3.8)	20000 (1379)
MM12	TM16	SS-MMA-MM12-TM16	2.36 (59.9)	1.19 (30.2)	0.39 (10.0)	20000 (1379)
MM12	TM21	SS-MMA-MM12-TM21	2.41 (61.1)	1.37 (34.9)	0.44 (11.1)	20000 (1379)
MM16	TM9	SS-MMA-MM16-TM9	2.77 (70.3)	1.50 (38.1)	0.09 (2.4)	20000 (1379)
MM16	TM12	SS-MMA-MM16-TM12	2.90 (73.6)	1.50 (38.1)	0.29 (7.4)	20000 (1379)
MM16	TM14	SS-MMA-MM16-TM14	3.02 (76.8)	1.50 (38.1)	0.15 (3.8)	20000 (1379)
MM16	TM16	SS-MMA-MM16-TM16	2.91 (73.9)	1.50 (38.1)	0.39 (10.0)	20000 (1379)
MM16	TM21	SS-MMA-MM16-TM21	2.89 (73.3)	1.50 (38.1)	0.56 (14.3)	20000 (1379)

Fittings
Tubing
Quick Couplings
Line Filters
Valves
Sour Service Products
Subsea Valves
Tools and Installation Instructions
Technical Information
Part Number Crossover Charts

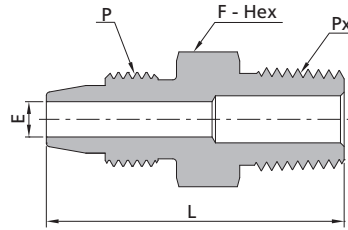
Male 20D Series to Male 20D Series



Male 20D Series				Male 20D Series			
P-Connection	Px-Connection	Ordering Number	Dimensions, in. (mm)			Working Pressure psig (bar)	
			L	F	E		
DFM2	DFM2	SS-MMA-DFM2	1.60 (40.6)	0.50 (12.7)	0.09 (2.4)	20000 (1379)	
DFM4	DFM2	SS-MMA-DFM4-DFM2	1.79 (45.5)	0.63 (15.9)	0.09 (2.4)	20000 (1379)	
DFM4	DFM4	SS-MMA-DFM4	1.94 (49.4)	0.63 (15.9)	0.19 (4.8)	20000 (1379)	
DFM6	DFM2	SS-MMA-DFM6-DFM2	1.85 (46.9)	0.75 (19.1)	0.09 (2.4)	20000 (1379)	
DFM6	DFM4	SS-MMA-DFM6-DFM4	2.00 (50.8)	0.75 (19.1)	0.19 (4.8)	20000 (1379)	
DFM6	DFM6	SS-MMA-DFM6	2.02 (51.2)	0.75 (19.1)	0.25 (6.4)	20000 (1379)	
DFM8	DFM2	SS-MMA-DFM8-DFM2	2.06 (52.2)	0.94 (23.8)	0.09 (2.4)	20000 (1379)	
DFM8	DFM4	SS-MMA-DFM8-DFM4	2.21 (56.1)	0.94 (23.8)	0.19 (4.8)	20000 (1379)	
DFM8	DFM6	SS-MMA-DFM8-DFM6	2.22 (56.5)	0.94 (23.8)	0.25 (6.4)	20000 (1379)	
DFM8	DFM8	SS-MMA-DFM8	2.35 (59.8)	0.94 (23.8)	0.37 (9.5)	20000 (1379)	

Fittings
Tubing
Quick Couplings
Line Filters
Valves
Sour Service Products
Subsea Valves
Tools and Installation Instructions
Technical Information
Part Number Crossover Charts

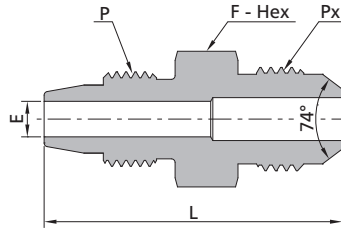
Male 20D Series to Male NPT



Male 20D Series			Male NPT			
P-Connection	Px-Connection	Ordering Number	Dimensions, in. (mm)			Working Pressure psig (bar)
			L	F	E	
DFM2	NS2	SS-MMA-DFM2-NS2	1.32 (33.5)	0.50 (12.7)	0.09 (2.4)	15000 (1034)
DFM2	NS4	SS-MMA-DFM2-NS4	1.52 (38.5)	0.56 (14.3)	0.09 (2.4)	15000 (1034)
DFM2	NS6	SS-MMA-DFM2-NS6	1.56 (39.5)	0.69 (17.5)	0.09 (2.4)	15000 (1034)
DFM2	NS8	SS-MMA-DFM2-NS8	1.82 (46.4)	0.87 (22.2)	0.09 (2.4)	15000 (1034)
DFM2	NS12	SS-MMA-DFM2-NS12	1.90 (48.4)	1.06 (27.0)	0.09 (2.4)	10000 (690)
DFM2	NS16	SS-MMA-DFM2-NS16	2.19 (55.7)	1.37 (34.9)	0.09 (2.4)	10000 (690)
DFM4	NS2	SS-MMA-DFM4-NS2	1.51 (38.4)	0.63 (15.9)	0.19 (4.8)	15000 (1034)
DFM4	NS4	SS-MMA-DFM4-NS4	1.69 (42.9)	0.63 (15.9)	0.19 (4.8)	15000 (1034)
DFM4	NS6	SS-MMA-DFM4-NS6	1.71 (43.4)	0.69 (17.5)	0.19 (4.8)	15000 (1034)
DFM4	NS8	SS-MMA-DFM4-NS8	1.98 (50.3)	0.87 (22.2)	0.19 (4.8)	15000 (1034)
DFM4	NS12	SS-MMA-DFM4-NS12	2.06 (52.3)	1.06 (27.0)	0.19 (4.8)	10000 (690)
DFM4	NS16	SS-MMA-DFM4-NS16	2.35 (59.6)	1.37 (34.9)	0.19 (4.8)	10000 (690)
DFM6	NS2	SS-MMA-DFM6-NS2	1.57(39.8)	0.75 (19.1)	0.19 (4.8)	15000 (1034)
DFM6	NS4	SS-MMA-DFM6-NS4	1.74 (44.3)	0.75 (19.1)	0.25 (6.4)	15000 (1034)
DFM6	NS6	SS-MMA-DFM6-NS6	1.74 (44.3)	0.75 (19.1)	0.25 (6.4)	15000 (1034)
DFM6	NS8	SS-MMA-DFM6-NS8	1.99 (50.7)	0.87 (22.2)	0.25 (6.4)	15000 (1034)
DFM6	NS12	SS-MMA-DFM6-NS12	2.07 (52.7)	1.06 (27.0)	0.25 (6.4)	10000 (690)
DFM6	NS16	SS-MMA-DFM6-NS16	2.36 (60.0)	1.37 (34.9)	0.25 (6.4)	10000 (690)
DFM8	NS2	SS-MMA-DFM8-NS2	1.78 (45.1)	0.94 (23.8)	0.19 (4.8)	15000 (1034)
DFM8	NS4	SS-MMA-DFM8-NS4	1.95 (49.6)	0.94 (23.8)	0.25 (6.4)	15000 (1034)
DFM8	NS6	SS-MMA-DFM8-NS6	1.95 (49.6)	0.94 (23.8)	0.31 (7.9)	15000 (1034)
DFM8	NS8	SS-MMA-DFM8-NS8	2.14 (54.5)	0.94 (23.8)	0.37 (9.5)	15000 (1034)
DFM8	NS12	SS-MMA-DFM8-NS12	2.20 (56.0)	1.06 (27.0)	0.37 (9.5)	10000 (690)
DFM8	NS16	SS-MMA-DFM8-NS16	2.49 (63.3)	1.37 (34.9)	0.37 (9.5)	10000 (690)

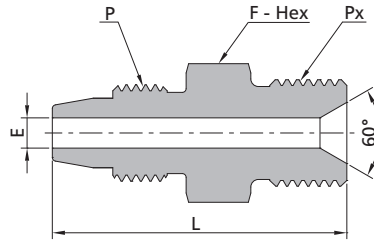
Fittings
Tubing
Quick Couplings
Line Filters
Valves
Sour Service Products
Subsea Valves
Tools and Installation Instructions
Technical Information
Part Number Crossover Charts

Male 20D Series to Male JIC



Male 20D Series			Male JIC			
P-Connection	Px-Connection	Ordering Number	Dimensions, in. (mm)			Working Pressure psig (bar)
			L	F	E	
DFM2	JM4	SS-MMA-DFM2-JM4	1.49 (37.8)	0.50 (12.7)	0.09 (2.4)	20000 (1379)
DFM2	JM6	SS-MMA-DFM2-JM6	1.53 (38.9)	0.63 (15.9)	0.09 (2.4)	20000 (1379)
DFM2	JM8	SS-MMA-DFM2-JM8	1.71 (43.5)	0.81 (20.6)	0.09 (2.4)	20000 (1379)
DFM2	JM10	SS-MMA-DFM2-JM10	1.85 (47.1)	0.94 (23.8)	0.09 (2.4)	20000 (1379)
DFM2	JM12	SS-MMA-DFM2-JM12	2.04 (51.7)	1.13 (28.6)	0.09 (2.4)	15000 (1034)
DFM2	JM16	SS-MMA-DFM2-JM16	2.16 (54.9)	1.37 (34.9)	0.09 (2.4)	15000 (1034)
DFM4	JM4	SS-MMA-DFM4-JM4	1.68 (42.7)	0.63 (15.9)	0.17 (4.4)	20000 (1379)
DFM4	JM6	SS-MMA-DFM4-JM6	1.69 (42.8)	0.63 (15.9)	0.19 (4.8)	20000 (1379)
DFM4	JM8	SS-MMA-DFM4-JM8	1.87 (47.4)	0.81 (20.6)	0.19 (4.8)	20000 (1379)
DFM4	JM10	SS-MMA-DFM4-JM10	2.01 (51.0)	0.94 (23.8)	0.19 (4.8)	20000 (1379)
DFM4	JM12	SS-MMA-DFM4-JM12	2.19 (55.6)	1.13 (28.6)	0.19 (4.8)	15000 (1034)
DFM4	JM16	SS-MMA-DFM4-JM16	2.31 (58.8)	1.37 (34.9)	0.19 (4.8)	15000 (1034)
DFM6	JM4	SS-MMA-DFM6-JM4	1.74 (44.1)	0.75 (19.1)	0.17 (4.4)	20000 (1379)
DFM6	JM6	SS-MMA-DFM6-JM6	1.74 (44.2)	0.75 (19.1)	0.23 (5.8)	20000 (1379)
DFM6	JM8	SS-MMA-DFM6-JM8	1.88 (47.8)	0.81 (20.6)	0.25 (6.4)	20000 (1379)
DFM6	JM10	SS-MMA-DFM6-JM10	2.02 (51.4)	0.94 (23.8)	0.25 (6.4)	20000 (1379)
DFM6	JM12	SS-MMA-DFM6-JM12	2.20(56.0)	1.13 (28.6)	0.25 (6.4)	15000 (1034)
DFM6	JM16	SS-MMA-DFM6-JM16	2.33(59.2)	1.37 (34.9)	0.25 (6.4)	15000 (1034)
DFM8	JM4	SS-MMA-DFM8-JM4	1.94 (49.4)	0.94 (23.8)	0.17 (4.4)	20000 (1379)
DFM8	JM6	SS-MMA-DFM8-JM6	1.95 (49.5)	0.94 (23.8)	0.23 (5.8)	20000 (1379)
DFM8	JM8	SS-MMA-DFM8-JM8	2.05 (52.1)	0.94 (23.8)	0.31 (8.0)	20000 (1379)
DFM8	JM10	SS-MMA-DFM8-JM10	2.15(54.7)	0.94 (23.8)	0.37 (9.4)	20000 (1379)
DFM8	JM12	SS-MMA-DFM8-JM12	2.33 (59.3)	1.13 (28.6)	0.37 (9.5)	15000 (1034)
DFM8	JM16	SS-MMA-DFM8-JM16	2.46 (62.5)	1.37 (34.9)	0.37 (9.5)	15000 (1034)

Male 20D Series to Male Type "M"

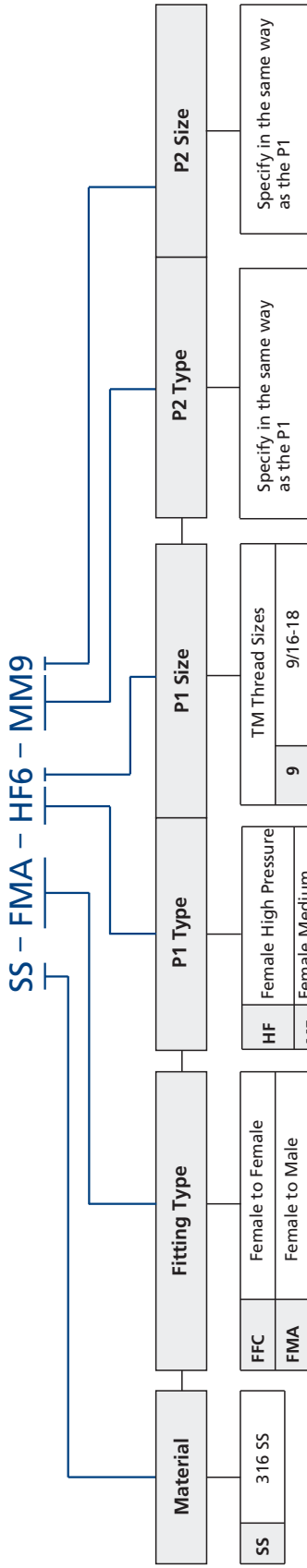


Male 20D Series			Male Type "M"			
P-Connection	Px-Connection	Ordering Number	Dimensions, in. (mm)			Working Pressure psig (bar)
			L	F	E	
DFM2	TM9	SS-MMA-DFM2-TM9	1.48(37.5)	0.63 (15.9)	0.09 (2.4)	20000 (1379)
DFM2	TM12	SS-MMA-DFM2-TM12	1.65(41.8)	0.75 (19.1)	0.09 (2.4)	20000 (1379)
DFM2	TM14	SS-MMA-DFM2-TM14	1.87(47.5)	1.00 (25.4)	0.09 (2.4)	20000 (1379)
DFM2	TM16	SS-MMA-DFM2-TM16	1.76(44.6)	1.00 (25.4)	0.09 (2.4)	20000 (1379)
DFM2	TM21	SS-MMA-DFM2-TM21	1.87(47.5)	1.37 (34.9)	0.09 (2.4)	20000 (1379)
DFM4	TM9	SS-MMA-DFM4-TM9	1.63(41.4)	0.63 (15.9)	0.09 (2.4)	20000 (1379)
DFM4	TM12	SS-MMA-DFM4-TM12	1.80(45.7)	0.75 (19.1)	0.19 (4.8)	20000 (1379)
DFM4	TM14	SS-MMA-DFM4-TM14	2.02(51.4)	1.00 (25.4)	0.15 (3.8)	20000 (1379)
DFM4	TM16	SS-MMA-DFM4-TM16	1.91(48.5)	1.00 (25.4)	0.19 (4.8)	20000 (1379)
DFM4	TM21	SS-MMA-DFM4-TM21	2.02(51.4)	1.37 (34.9)	0.19 (4.8)	20000 (1379)
DFM6	TM9	SS-MMA-DFM6-TM9	1.69(42.8)	0.75 (19.1)	0.09 (2.4)	20000 (1379)
DFM6	TM12	SS-MMA-DFM6-TM12	1.81(46.1)	0.75 (19.1)	0.25 (6.4)	20000 (1379)
DFM6	TM14	SS-MMA-DFM6-TM14	2.04(51.8)	1.00 (25.4)	0.15 (3.8)	20000 (1379)
DFM6	TM16	SS-MMA-DFM6-TM16	1.93(48.9)	1.00 (25.4)	0.25 (6.4)	20000 (1379)
DFM6	TM21	SS-MMA-DFM6-TM21	2.04(51.8)	1.37 (34.9)	0.25 (6.4)	20000 (1379)
DFM8	TM9	SS-MMA-DFM8-TM9	1.89(48.1)	0.94 (23.8)	0.09 (2.4)	20000 (1379)
DFM8	TM12	SS-MMA-DFM8-TM12	2.02(51.4)	0.94 (23.8)	0.29 (7.4)	20000 (1379)
DFM8	TM14	SS-MMA-DFM8-TM14	2.17(55.1)	1.00 (25.4)	0.15 (3.8)	20000 (1379)
DFM8	TM16	SS-MMA-DFM8-TM16	2.06(52.2)	1.00 (25.4)	0.37 (9.5)	20000 (1379)
DFM8	TM21	SS-MMA-DFM8-TM21	2.17(55.1)	1.37 (34.9)	0.37 (9.5)	20000 (1379)

- Fittings
- Tubing
- Quick Couplings
- Line Filters
- Valves
- Sour Service Products
- Subsea Valves
- Tools and Installation Instructions
- Technical Information
- Part Number Crossover Charts

Part Number Crossover Charts	Technical Information	Tools and Installation Instructions	Subsea Valves	Sour Service Products	Valves	Line Filters	Quick Couplings	Tubing	Fittings
------------------------------	-----------------------	-------------------------------------	---------------	-----------------------	--------	--------------	-----------------	--------	----------

Ordering Number Description




Material	SS	316 SS
	FFC	Female to Female
	FMA	Female to Male
	MMA	Male to Male

P1 Type	P1 Size	P2 Type	P2 Size
HF	Female High Pressure	MM	Male Medium Pressure
MF	Female Medium Pressure	TM	Male Type "M"
DF	Female 20D Series		
FN	Female NPT		
JM	Male JIC		
HM	Male High Pressure		
HCT	High Pressure Coned and Threaded Nipples		
MM	Male Medium Pressure		
MCT	Medium Pressure Coned and Threaded Nipples		
DFM	Male 20D Series		
NS	Male NPT		
JM	Male JIC		
TM	Male Type "M"		

TM Thread Sizes
9
12
14
16
21
Other Sizes
2
4
6
8
9
10
12
16

NOTES: 1. For more details regarding 20D Series and Medium/High Pressure connections, please see **Connection Information** on I-02.
 2. "Ordering Number Description" is a reference to understand the combination rules of FITOK product part number. Not all combinations are available.



- P1 and P2 shall be described in the following orders:
- Describe the female end first if there is any
 - For female connections: HF□ - MF□ - DFF□ - FNS□ - JF□
 - For male connections: HM□ - HCT□ - MM□ - MCT□ - DFM□ - NS□ - JM□ - TM□
 - Describe in descending order according to sizes if the end connection types are the same
 - Describe the end of P1 if all end connections are the same

"Two-piece" Design

Ordering number with designator "HCP", "MCP" and "DCP" are for "two-piece" male to male and female to male adapter fittings. They are identical to the "one-piece" design in length. They can be ordered by using "HCP", "MCP" and "DCP" to take the place of "HM", "MM" and "DFM".
 For example: Ordering number of "one-piece" : SS-MMA-HM6-DFM4
 The corresponding ordering number of "Two-piece" : SS-MMA-HCP6-DCP4.