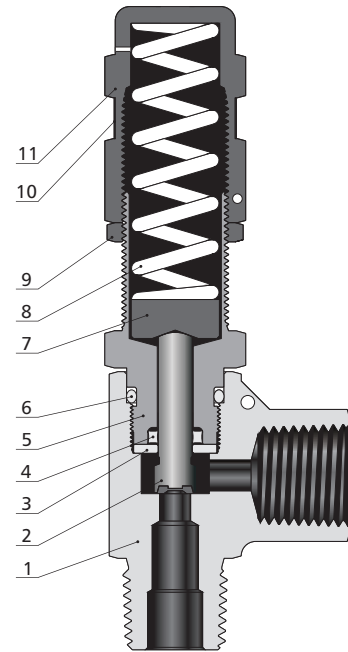


RM Series

Component		Material Grade/ASTM Specification
1	Body	316 SS/A182
2	Stem	316 SS/A479+Fluorocarbon FKM
3	Retainer	316 SS/A479
4	Seal	Fluorocarbon FKM
5	Bonnet	316 SS/A479
6	O-ring	Fluorocarbon FKM
7	Spring Support	316 SS/A479
8	Spring	S17700 SS/AMS 5678
9	Lock Nut	17-4PH powdered metal
10	Label	Polyester
11	Bonnet Cap	316 SS/A479



Note: Wetted components are listed in italics.

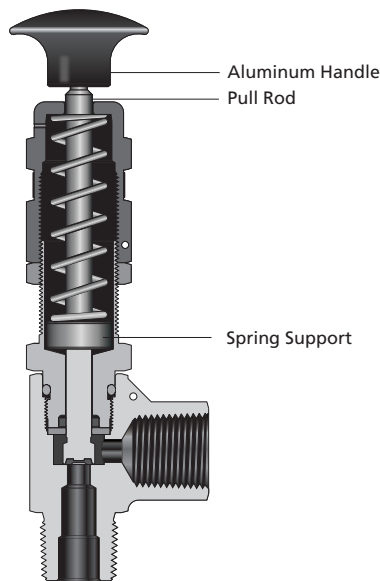
1. Lubricant: Silicone-based

2. Contact FITOK Group or our authorized distributors for other materials

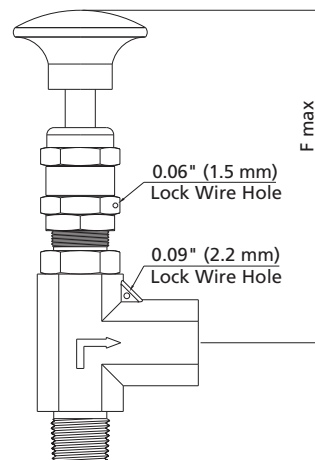
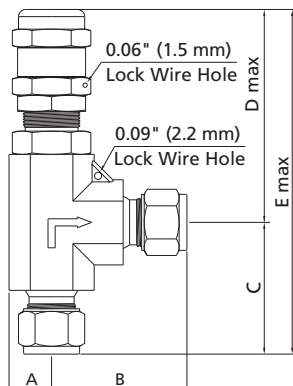
Manual Override Handles

Lift the aluminum handle with hand to open the proportional relief valve without changing the set pressure. For use with following valves :

- RV Series — set pressure range 50~1500 psig
- RL Series — set pressure range 10~225 psig
- RM Series— set pressure range 50~300 psig



Dimensions



Check Valves
Relief Valves

RV Series

Basic Ordering Number	Connection Type and Size		Orifice in. (mm)	Dimensions, in. (mm)					
	Inlet	Outlet		A	B	C	Dmax	Emax	Fmax
RV□□-FL4-6-□	1/4" FITOK	1/4" FITOK	0.14 (3.6)	0.46 (11.9)	1.60 (40.6)	1.44 (36.6)	2.70 (68.6)	4.14 (105.2)	4.09 (103.9)
RV□□-FL6-6-□	3/8" FITOK	3/8" FITOK							
RV□□-FL8-6-□	1/2" FITOK	1/2" FITOK							
RV□□-ML6-6-□	6 mm FITOK	6 mm FITOK		0.46 (11.9)	1.60 (40.6)	1.44 (36.6)	2.70 (68.6)	4.14 (105.2)	4.09 (104.9)
RV□□-ML8-6-□	8 mm FITOK	8 mm FITOK							
RV□□-ML12-6-□	12 mm FITOK	12 mm FITOK							
RV□□-FNS4-6-□	1/4 Female NPT	1/4 Female NPT		0.46 (11.9)	1.17 (29.7)	1.38 (34.9)	2.70 (68.6)	4.08 (103.5)	4.28 (108.7)
RV□□-NS4-6-□	1/4 Male NPT	1/4 Male NPT							
RV□□-FRT4-6-□	1/4 Female BSPT	1/4 Female BSPT							

RL Series

Basic Ordering Number	Connection Type and Size		Orifice in. (mm)	Dimensions, in. (mm)					
	Inlet Size	Outlet Size		A	B	C	D	E	F
RL□□-FL4-7	1/4" FITOK	1/4" FITOK	0.19 (4.8)	0.46 (11.9)	1.60 (40.6)	1.44 (36.6)		4.14 (105.0)	4.09 (104.0)
RL□□-ML6-7	6 mm FITOK	6 mm FITOK							
RL□□-NS4-7	1/4 Male NPT	1/4 Male NPT							
RL□□-RT4-7	1/4 Male BSPT	1/4 Male BSPT			1.17 (29.7)	1.38 (34.9)		4.08 (103.5)	
RL□□-FNS4-7	1/4 Female NPT	1/4 Female NPT							
RL□□-FRT4-7	1/4 Female BSPT	1/4 Female BSPT							
RL□□-FL8-8	1/2" FITOK	1/2" FITOK	0.25 (6.4)	0.54 (13.7)	1.83 (46.5)	1.83 (46.5)	4.09 (104.0)	5.92 (150.0)	5.37 (136.0)
RL□□-ML12-8	12 mm FITOK	12 mm FITOK							
RL□□-NS8-8	1/2 Male NPT	1/2 Male NPT							
RL□□-RT8-8	1/2 Male BSPT	1/2 Male BSPT							
RL□□-FNS8-8	1/2 Female NPT	1/2 Female NPT							
RL□□-FRT8-8	1/2 Female BSPT	1/2 Female BSPT							

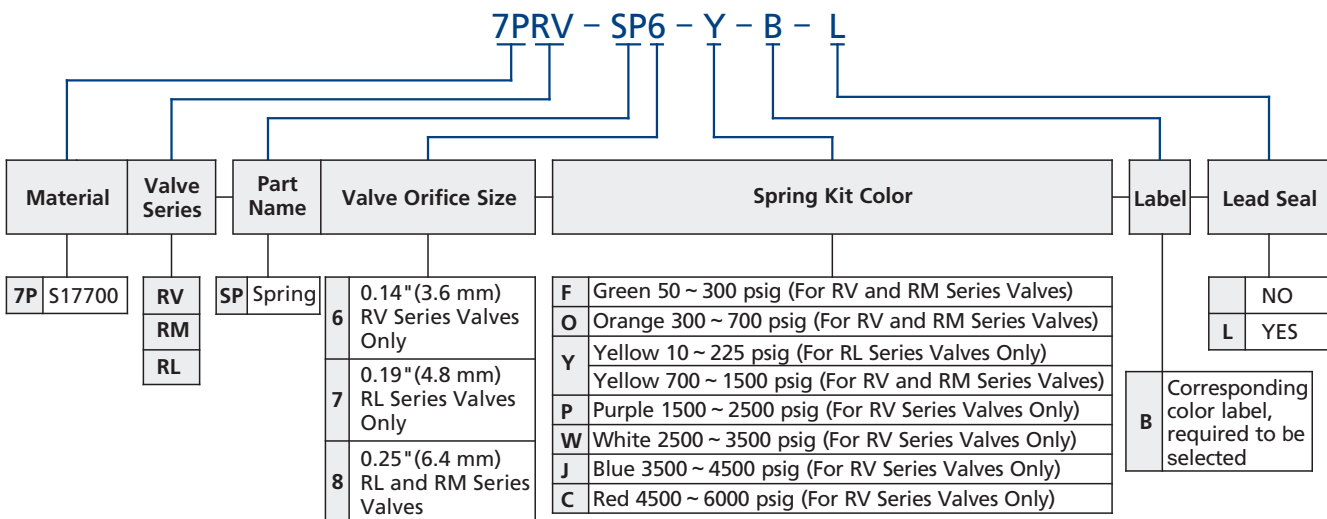
Check Valves
Relief Valves

RM Series

Basic Ordering Number	Connection Type and Size		Orifice in. (mm)	Dimensions, in. (mm)					
	Inlet Size	Outlet Size		A	B	C	D	E	F
RM□□-FL8-8-□	1/2" FITOK	1/2" FITOK	0.25 (6.4)	0.54 (13.7)	1.83 (46.5)	1.83 (46.5)	4.09 (104.0)	5.92 (150.0)	5.37 (136.0)
RM□□-ML12-8-□	12 mm FITOK	12 mm FITOK							
RM□□-NS8-8-□	1/2 Male NPT	1/2 Male NPT			1.44 (36.6)	1.44 (36.6)	5.52 (140.0)		
RM□□-RT8-8-□	1/2 Male BSPT	1/2 Male BSPT							
RM□□-FNS8-8-□	1/2 Female NPT	1/2 Female NPT							
RM□□-FRT8-8-□	1/2 Female BSPT	1/2 Female BSPT							

1. FITOK means FITOK double ferrule tube fittings.
2. Dimensions are shown with FITOK nuts finger-tightened. All dimensions are for reference only and are subject to change.
3. Sizes and types listed are standard. For other connection types and sizes, please contact FITOK Group or our authorized distributors.

Spring Kit Ordering Number Description



Note: "Ordering Number Description" is a reference to understand the combination rules of FITOK product part number. Not all combinations are available.

© Every spring kit includes a spring, a label and a lead seal (optional).

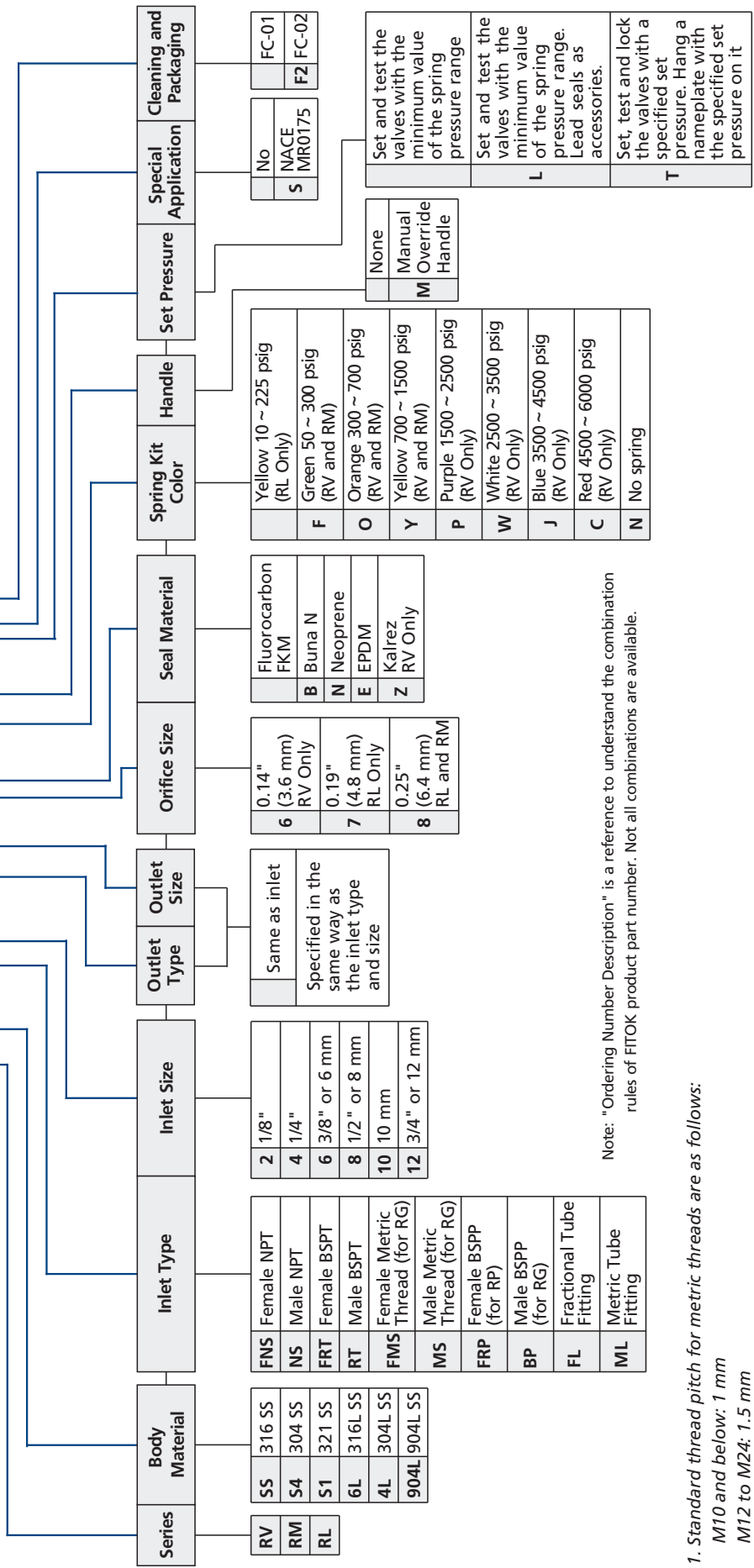
Check Valves
Relief Valves

Ordering Number Description

Valves

RVSS – FL6 – ML8 – 6Z – WM – TSF2

Check Valves
Relief Valves



Note: "Ordering Number Description" is a reference to understand the combination rules of FITOK product part number. Not all combinations are available.

- Standard thread pitch for metric threads are as follows:
 M10 and below: 1 mm
 M12 to M24: 1.5 mm
 M27 and above: 2 mm
 Standard thread pitch should be ignored in the ordering number, others should be specified.
- Cleaning and Packaging:
 FC-01: Standard cleaning and packaging for general industrial procedures.
 FC-02: Special cleaning and packaging for wetted system components to ensure compliance with product cleaning requirement of ASTM G93 Level C.
 3. The color of the manual override handle is black. For other colors, please contact FITOK Group or our authorized distributors.
 4. For Proportional Relief Valves with specified set pressure on the nameplate, add the set pressure value (unit: psig) as a suffix to the ordering number.
 Example: RVSS-ML6-6-F-T-116PSIG.

FITOK Group

FITOK GmbH (Headquarter)

Sprendlinger Landstr. 115, 63069 Offenbach am Main, Germany
Tel.: +49 69 8900 4498 Fax: +49 69 8900 4495

FITOK, Inc.

13843 North Promenade Blvd., Suite 750, Stafford, Texas 77477, USA
Tel.: +1 281 888 0077 Fax: +1 281 582 4051

FITOK Incorporated

Block C, Zone E, Yingtai Industrial Park, Dalang Street,
Longhua District, Shenzhen, 518109, China
Tel.: +86 755 2803 2500 Fax: +86 755 2803 2619

FITOK Middle East Oil Equipment Trading LLC

208-209, Makateb Building, Airport Road, P.O.Box 185412, Deira, Dubai, UAE
Tel.: +971 4 2959 853 Fax: +971 4 2959 854

info@fitokgroup.com
www.fitokgroup.com

FK-IC-GV-07-EN-170825